



City of Farmington
354 W. Main Street
P.O. Box 150
Farmington, AR 72730
479-267-3865
479-267-3805 (fax)

**AMENDED CITY COUNCIL AGENDA
August 9, 2021**

**CITY COUNCIL MEETING WILL BE CLOSED TO THE
PUBLIC. PUBLIC CAN ATTEND VIA ZOOM.**

A regular meeting of the Farmington City Council will be held on
Monday, August 9, 2021 at 6:00 p.m.
City Hall
354 W. Main Street, Farmington, Arkansas.

1. Call to Order – Mayor Ernie Penn
2. Roll Call – City Clerk Kelly Penn
3. Pledge of Allegiance
4. Comments from Citizens – the Council will hear brief comments at this time from citizens. No action will be taken. All comments will be taken under advisement.
5. Approval of the minutes - July 12, 2021, City Council Minutes
6. Financial Reports
7. Entertain a motion to read all ordinances and resolutions by title only.
8. Proclamations, special announcements, committee/commission/council appointments.
 - a. **Appoint Nancy Butts to Library Board.**
9. Committee Reports
 - b. Street Committee
 - c. Community Development Committee
 - d. Park & Recreation Committee
10. Items to be removed from City of Farmington Inventory – **NONE**

UNFINISHED BUSINESS

11. Ordinance No. 2021-10 –An ordinance requiring premises to be kept free from weeds, rank grass, garbage, rubbish and other unsightly and unsanitary articles; requiring property owners to eliminate, fill up or remove stagnant pools of water or any other unsanitary thing, place or condition which might become a breeding place for mosquitoes, flies and germs harmful to the health of the community; Prescribing a procedure to be followed in such cases. - **2ND READING**

12. Ordinance No. 2021-11 – An ordinance providing for the condemnation and removal of houses, buildings and/or structures constituting a nuisance within the corporate limits; providing for a lien on the property; providing a penalty therefor, and for other purposes. - **2ND READING**

NEW BUSINESS

13. Ordinance No. 2021-14 - An ordinance waiving requirements of competitive bidding for emergency repairs to storm water drainage in the Valley View Subdivision in the City of Farmington pursuant to A.C.A. §14-58-303(b)(2)(B).

INFORMATIONAL ITEMS:

- A. City Business Manager Report
- B. Court Clerk Monthly Distribution Report
- C. Fire Department Report
- D. Police Department Report
- E. Building/Public Works Report
- F. Library Report
- G. Sports & Recreation Report
- H. Planning Commission Minutes
- I. Ozark Regional Transit

MINUTES

Minutes of the Regular Farmington City Council Meeting July 12th, 2021

The regular meeting of the Farmington City Council scheduled for Monday, July 12th, 2021 was called to order at 6:00 pm by Mayor Ernie Penn. City Clerk Kelly Penn called the roll and the following Council Members answered to their names: Sherry Mathews, Hunter Carnahan, Keith Lipford, Linda Bell (via Zoom), Brenda Cunningham, Bobby Morgan (via Zoom), Diane Bryant and Shelly Parsley.

Comments from Citizens – Noah Minard, 99 Barbara Street - Mr. Minard spoke about the criminal nuisance at 96 Barbara Street and there being a safety issue with Kelly Golden living there. Residents on Barbara Street feel that the city is only being reactive and it will not be safe until Kelly Golden is gone. He and the residents will continue to try and establish a criminal abatement board. Mayor Penn advised him to get in touch with the City Attorney and they could not speak publicly on ongoing police matters.

Norm Touring – Asked that the city consider an ordinance with regards to fracking, gravel pits and red dirt mining. Its better to have something in place if something comes up.

Approval of the minutes for the June 7th, 2021 Special Meeting and June 14th, 2021 Regular Meeting. On the motion of Council Member Bryant and a second by Council Member Parsley and by the consent of all Council Members present after a roll call vote, the minutes were approved as presented by a vote of 8-0.

Financial Reports – Mayor Penn presented the financial reports.

Entertain a motion to read all Ordinances and Resolutions by title only. On the motion of Council Member Carnahan and a second by Council Member Lipford and by the consent of all Council Members present after a roll call vote, the motion to read all Ordinances and Resolutions by title only was approved 8-0.

Proclamations, Special Announcements, Committee/Commission Appointments. Committee Reports - Fire Chief Hellard announced that Dillon Jones had passed his EMT Certification course and now all the firemen in his department are all certified EMT's.

Committee Reports

Street – Council Member Morgan advised that they will pave and repair Bear Drive at the end of August. Richmond Road bid was too high but they may have an alternative solution later in the year.

Economic Development – Council Member Bryant advised the Fall Festival will be held this year on September 11,2021 in conjunction with Fire Department Pancake Breakfast.

Items to be removed from City of Farmington Inventory – None

Old Business – None

New Business

Ordinance 2021-10 An ordinance requiring premises to be kept free from weeds, rank grass, garbage, rubbish, and other unsightly and unsanitary articles: requiring property owners to eliminate, fill up or remove stagnant pools of water or any other unsanitary thing, place or condition which might become a breeding place for mosquitoes, flies and germs harmful to the health of the community, prescribing a procedure to be followed in such cases.

City Attorney Tennant gave the council a brief overview of the ordinance, it was first put in place in 1966, amended in 2001, there have been no changes since then, and there is no grandfather clause.

Council Member Cunningham made a motion to place Ordinance 2021-10 on its first reading by title only, it was seconded by Council Member Bryant and after a roll call vote the motion passed 8-0. City Attorney Tennant read the ordinance by title only one time.

Ordinance 2021-11 An ordinance providing for the condemnation and removal of houses, buildings and /or structures constituting a nuisance within the corporate city limits providing for a lien on the property; providing for a penalty, therefore and for other purposes.

Council Member Cunningham made a motion to place Ordinance 2021-11 on its first reading by title only, it was seconded by Council Member Parsley and after a roll call vote the motion passed 8-0. City Attorney Tennant read the ordinance by title only one time.

Ordinance 2021-12 – An ordinance imposing a temporary moratorium on rezoning property to multi-family residential in the city of Farmington.

Council Member Carnahan made a motion to suspend the rule requiring the reading of an ordinance in full on 3 different dates be suspended and for Ordinance 2021-12 be read 1 time by title only, it was seconded by Council Member Lipford and after a roll call vote, the motion was approved 8-0. City Attorney Tennant read Ordinance 2021-12 by title only. Mayor Penn asked Shall the ordinance pass? After a roll call vote the motion passed 8-0. A motion to pass Ordinance 2021-12 with an Emergency Clause was made by Council Member Bryant and seconded by Council Member Parsley, after a roll call vote the motion passed 8-0.

Ordinance 2021-13 – An Ordinance waiving requirements if competitive bidding for the purchase of a new fire engine for the City of Farmington pursuant to A.C.A. 14-58-303 (b) (2) (B)

Council Member Lipford made a motion to suspend the rule requiring the reading of an ordinance in full on 3 different dates be suspended and for Ordinance 2021-13 be read 1 time by title only, it was seconded by Council Member Carnahan and after a roll call vote, the motion was approved 8-0. City Attorney Tennant read Ordinance 2021-13 by title only. Mayor Penn asked Shall the ordinance pass? After a roll call vote the motion passed 8-0. A motion to pass Ordinance 2021-13 with an Emergency Clause was made by Council Member Carnahan and seconded by Council Member Lipford, after a roll call vote the motion passed 8-0.

There being no further business to come before the council and on the motion of Council Member Bryant and seconded by Council Member Lipford and by the consent of all members present, the meeting adjourned at 7:15 pm until the next regularly scheduled meeting to be held Monday, August 9th, 2021 in the City Council Chambers at City Hall, located at 354 West Main Street, Farmington, Arkansas.

Approved;

Attest

Mayor Ernie L. Penn

City Clerk Kelly Penn

Financial

MONTH	CITY SALES TAX		STATE SALES TA	STATE SALES TAX	
	2020	2021		2020	2021
JANUARY	\$ 130,377.70	\$ 176,605.15	\$ 109,715.61	\$ 118,422.94	
FEBRUARY	\$ 148,481.02	\$ 191,113.19	\$ 122,277.31	\$ 132,077.29	
MARCH	\$ 133,975.76	\$ 173,156.53	\$ 100,333.67	\$ 116,243.77	
APRIL	\$ 131,834.17	\$ 159,711.77	\$ 103,587.92	\$ 103,435.79	
MAY	\$ 152,891.65	\$ 212,317.86	\$ 110,933.27	\$ 145,997.63	
JUNE	\$ 149,081.37	\$ 195,552.42	\$ 104,879.92	\$ 133,392.16	
JULY	\$ 155,807.30	\$ 203,173.25	\$ 112,770.07	\$ 133,013.22	
AUGUST	\$ 174,923.16		\$ 121,519.40		
SEPTEMBER	\$ 174,374.84		\$ 120,630.07		
OCTOBER	\$ 165,123.09		\$ 123,932.96		
NOVEMBER	\$ 167,887.60		\$ 121,853.11		
DECEMBER	\$ 178,934.79		\$ 119,188.29		
Monthly Comparison -July 2020/July 2021	\$ 47,365.95	Increase (Decrease)	\$ 67,609.10	\$ 20,243.15	
YTD comparison	Increase for 2021 over 2020 YTD - City Sales Tax		\$ 309,181.20	Increase for 2021 over 2020 YTD - State Sales Tax	\$ 118,085.03
				Total Sales Tax Increase YTD	\$ 427,266.23

8/4/2021

GENERAL FUND

9:49 AM

Statement of Revenue and Expenditures

	Year-To-Date	Annual Budget	Jan 2021
	Jan 2021	Jan 2021	Dec 2021
	Jul 2021	Dec 2021	Percent of
	Actual		Budget
Revenue & Expenditures			
GENERAL REVENUES			
Revenue			
ACCIDENT REPORT REVENUES	981.20	1,500.00	65.41%
ACT 833	0.00	20,000.00	0.00%
ALCOHOL SALES TAX	3,136.60	3,500.00	89.62%
ANIMAL CONTROL REVENUES	1,580.90	2,500.00	63.24%
BUILDING INSPECTION FEES	302,397.33	130,000.00	232.61%
BUSINESS LICENSES	5,652.25	6,000.00	94.20%
CITY COURT FINES	86,063.59	120,000.00	71.72%
CITY SALES TAX REVENUES	1,311,630.17	1,475,000.00	88.92%
COUNTY TURNBACK	389,161.72	475,000.00	81.93%
DEVELOPMENT FEES	33,870.71	10,000.00	338.71%
FRANCHISE FEES	269,036.48	375,000.00	71.74%
GARAGE SALE PERMITS	1,256.60	2,500.00	50.26%
GRANTS	767,118.50	0.00	0.00%
INTEREST REVENUES	18,177.09	25,000.00	72.71%
MISCELLANEOUS REVENUES	16,618.85	0.00	0.00%
Off Duty Police Reimbursement	0.00	4,000.00	0.00%
PARK RENTAL	4,788.25	3,500.00	136.81%
PAYMENT IN LIEU OF	175,600.00	150,000.00	117.07%
SALES TAX - OTHER	882,582.80	1,260,000.00	70.05%
SPORTS COMPLEX FEES	34,697.00	35,000.00	99.13%
SRO REIMBURSEMENT REVENUES	45,054.45	100,000.00	45.05%
STATE TURNBACK	68,678.80	95,000.00	72.29%
Revenue	\$4,418,083.29	\$4,293,500.00	

8/4/2021

GENERAL FUND

9:49 AM

Statement of Revenue and Expenditures

	Year-to-Date	Annual Budget	Jan 2021
	Jan 2021	Jan 2021	Dec 2021
	Jul 2021	Dec 2021	Percent of
	Actual		Budget
ADMINISTRATIVE DEPT			
Expenses			
ADDITIONAL SERVICES EXPENSE	157,958.10	180,000.00	87.75%
ADVERTISING EXPENSE	2,645.92	6,000.00	44.10%
Bank Charges	505.51	0.00	0.00%
BUILDING MAINT & CLEANING	10,722.89	35,000.00	30.64%
CREDIT CARD FEE EXPENSE	0.00	5,000.00	0.00%
ELECTION EXPENSES	3,774.52	5,000.00	75.49%
ENGINEERING FEES	99,669.79	125,000.00	79.74%
INSURANCES EXPENSE	525.49	50,000.00	1.05%
LEGAL FEES	2,222.65	10,000.00	22.23%
MATERIALS & SUPPLIES EXPENSE	12,056.36	17,000.00	70.92%
MISCELLANEOUS EXPENSE	1,016.76	2,000.00	50.84%
NEW EQUIPMENT PURCHASE	1,240.80	10,000.00	12.41%
PAYROLL EXP - CITY ATTRNY	38,050.60	60,000.00	63.42%
PAYROLL EXP - ELECTED OFFICIAL	79,753.10	125,000.00	63.80%
PAYROLL EXP - REGULAR	145,495.15	241,365.00	60.28%
PLANNING COMMISSION	10,336.71	20,000.00	51.68%
POSTAGE EXPENSE	1,265.20	1,500.00	84.35%
PROFESSIONAL SERVICES	7,239.80	10,000.00	72.40%
REPAIR & MAINT - BUILDING	417.50	2,000.00	20.88%
REPAIR & MAINT - EQUIPMENT	111.54	0.00	0.00%
REPAIR & MAINT - OFFICE EQUIP	2,507.46	2,500.00	100.30%
SERVICE CHARGES	401.60	250.00	160.64%
TECHNICAL SUPPORT	11,793.70	40,000.00	29.48%
TELECOMMUNICATION EXPENSES	5,882.66	4,000.00	147.07%
TRAVEL, TRAINING & MEETINGS	408.00	10,000.00	4.08%
UTILITIES EXPENSES	40,859.94	70,000.00	58.37%
Expenses	\$636,861.75	\$1,031,615.00	

8/4/2021

GENERAL FUND

9:49 AM

Statement of Revenue and Expenditures

	Year-To-Date	Annual Budget	Jan 2021
	Jan 2021	Jan 2021	Dec 2021
	Jul 2021	Dec 2021	Percent of
	Actual		Budget
ANIMAL CONTROL DEPT			
Expenses			
FUEL EXPENSES	568.19	2,000.00	28.41%
MATERIALS & SUPPLIES EXPENSE	286.80	1,100.00	26.07%
PAYROLL EXP - REGULAR	36,459.05	63,051.00	57.82%
PROFESSIONAL SERVICES	1,980.00	15,000.00	13.20%
REPAIR & MAINT - AUTOMOBILES	896.46	1,500.00	59.76%
REPAIR & MAINT - EQUIPMENT	0.00	500.00	0.00%
TRAVEL, TRAINING & MEETINGS	0.00	500.00	0.00%
UNIFORMS/GEAR EXPENSE	193.43	500.00	38.69%
Expenses	\$40,383.93	\$84,151.00	

8/4/2021

GENERAL FUND

9:49 AM

Statement of Revenue and Expenditures

	Year-to-Date	Annual Budget	Jan 2021
	Jan 2021	Jan 2021	Dec 2021
	Jul 2021	Dec 2021	Percent of
	Actual		Budget
BUILDING PERMIT DEPT			
Expenses			
FUEL EXPENSES	1,119.10	2,500.00	44.76%
NEW EQUIPMENT PURCHASE	26,373.00	0.00	0.00%
PAYROLL EXP - REGULAR	58,755.16	94,626.00	62.09%
REPAIR & MAINT - AUTOMOBILES	1,036.42	1,000.00	103.64%
TRAVEL, TRAINING & MEETINGS	331.50	3,000.00	11.05%
UNIFORMS/GEAR EXPENSE	193.43	1,000.00	19.34%
Expenses	\$87,808.61	\$102,126.00	

8/4/2021

GENERAL FUND

9:49 AM

Statement of Revenue and Expenditures

	Year-To-Date	Annual Budget	Jan 2021
	Jan 2021	Jan 2021	Dec 2021
	Jul 2021	Dec 2021	Percent of
	Actual		Budget
FIRE DEPT			
Expenses			
ADVERTISING EXPENSE	0.00	1,000.00	0.00%
FUEL EXPENSES	4,596.73	7,200.00	63.84%
HAZMAT EXPENSES	2,270.12	2,400.00	94.59%
MATERIALS & SUPPLIES EXPENSE	3,759.06	8,500.00	44.22%
MISCELLANEOUS EXPENSE	0.00	500.00	0.00%
NEW EQUIPMENT PURCHASE	603,243.00	10,000.00	6,032.43%
PAYROLL EXP - REGULAR	328,714.76	660,851.00	49.74%
REPAIR & MAINT - BUILDING	200.42	3,200.00	6.26%
REPAIR & MAINT - EQUIPMENT	505.45	9,070.00	5.57%
REPAIR & MAINT - TRUCK	6,227.09	10,000.00	62.27%
TRAVEL, TRAINING & MEETINGS	3,926.00	12,801.00	30.67%
UNIFORMS/GEAR EXPENSE	14,649.58	30,000.00	48.83%
Expenses	\$968,092.21	\$755,522.00	

8/4/2021

GENERAL FUND

9:49 AM

Statement of Revenue and Expenditures

	Year-to-Date	Annual Budget	Jan 2021
	Jan 2021	Jan 2021	Dec 2021
	Jul 2021	Dec 2021	Percent of
	Actual		Budget
LAW ENFORCE - COURT			
Expenses			
MATERIALS & SUPPLIES EXPENSE	230.57	3,000.00	7.69%
MISCELLANEOUS EXPENSE	0.00	400.00	0.00%
NEW EQUIPMENT PURCHASE	0.00	3,000.00	0.00%
PAYROLL EXP - REGULAR	46,321.25	87,521.00	52.93%
POSTAGE EXPENSE	7.00	1,800.00	0.39%
PROSECUTING ATTORNEY	10,500.00	18,000.00	58.33%
REPAIR & MAINT - OFFICE EQUIP	0.00	500.00	0.00%
SPECIAL COURT COSTS	0.00	6,000.00	0.00%
TRAVEL, TRAINING & MEETINGS	0.00	6,000.00	0.00%
Expenses	\$57,058.82	\$126,221.00	

8/4/2021

GENERAL FUND

9:49 AM

Statement of Revenue and Expenditures

	Year-to-Date	Annual Budget	Jan 2021
	Jan 2021	Jan 2021	Dec 2021
	Jul 2021	Dec 2021	Percent of
	Actual		Budget
LAW ENFORCE - POLICE			
Expenses			
ADVERTISING EXPENSE	0.00	100.00	0.00%
BREATHALYZER EXPENSES	388.26	700.00	55.47%
CAPITAL IMPROVEMENT	7,500.00	0.00	0.00%
DRUG TASK FORCE	1,500.00	2,000.00	75.00%
FUEL EXPENSES	22,709.05	48,000.00	47.31%
GRANT EXPENSE	3,682.77	0.00	0.00%
MATERIALS & SUPPLIES EXPENSE	44,909.90	50,000.00	89.82%
MISCELLANEOUS EXPENSE	0.00	500.00	0.00%
NEW EQUIPMENT PURCHASE	52,965.34	56,000.00	94.58%
Off Duty Police Pay	0.00	4,000.00	0.00%
PAYROLL EXP - REGULAR	692,995.78	1,302,050.00	53.22%
PAYROLL EXP - SRO	74,148.92	150,000.00	49.43%
REPAIR & MAINT - AUTOMOBILES	14,838.58	25,000.00	59.35%
REPAIR & MAINT - EQUIPMENT	0.00	3,000.00	0.00%
TRAVEL, TRAINING & MEETINGS	3,448.04	7,000.00	49.26%
UNIFORMS/GEAR EXPENSE	6,214.27	15,000.00	41.43%
Expenses	\$925,300.91	\$1,663,350.00	

8/4/2021

GENERAL FUND

9:49 AM

Statement of Revenue and Expenditures

	Year-To-Date	Annual Budget	Jan 2021
	Jan 2021	Jan 2021	Dec 2021
	Jul 2021	Dec 2021	Percent of
	Actual		Budget
LIBRARY			
Expenses			
LIBRARY TRANSFER	55,000.00	55,000.00	100.00%
Expenses	\$55,000.00	\$55,000.00	

8/4/2021

GENERAL FUND

9:49 AM

Statement of Revenue and Expenditures

	Year-to-Date	Annual Budget	Jan 2021
	Jan 2021	Jan 2021	Dec 2021
	Jul 2021	Dec 2021	Percent of
	Actual		Budget
PARKS DEPT			
Expenses			
CAPITAL IMPROVEMENT	0.00	125,000.00	0.00%
ENGINEERING FEES	0.00	25,000.00	0.00%
MATERIALS & SUPPLIES EXPENSE	13,295.14	10,000.00	132.95%
NEW EQUIPMENT PURCHASE	17,845.30	22,500.00	79.31%
PAYROLL EXP - REGULAR	113,861.48	186,765.00	60.97%
PROFESSIONAL SERVICES	5,076.49	2,500.00	203.06%
REPAIR & MAINT - BUILDING	880.72	0.00	0.00%
REPAIR & MAINT - EQUIPMENT	3,568.67	3,000.00	118.96%
SPORTS PARK MATERIALS	7,426.07	22,000.00	33.75%
SPORTS PARK NEW EQUIP	0.00	10,000.00	0.00%
SPORTS PARK PROF SERV	32,235.00	45,000.00	71.63%
SPORTS PARK REPAIR/MAINT	96.79	2,500.00	3.87%
SPORTS PARK UNIFORMS	193.43	250.00	77.37%
SPORTS PARK UTILITIES	9,409.49	15,000.00	62.73%
UNIFORMS/GEAR EXPENSE	0.00	1,000.00	0.00%
UTILITIES EXPENSES	19,165.18	5,000.00	383.30%
Expenses	\$223,053.76	\$475,515.00	

8/4/2021

GENERAL FUND

9:49 AM

Statement of Revenue and Expenditures

	Year-to-Date	Annual Budget	Jan 2021
	Jan 2021	Jan 2021	Dec 2021
	Jul 2021	Dec 2021	Percent of
	Actual		Budget
TRANSFERS BETWEEN FUNDS			
Revenue			
TRANSFER INCOME	500,000.00	0.00	0.00%
Revenue	\$500,000.00	\$0.00	
Expenses			
TRANS TO MONEY MARKET	500,000.00	0.00	0.00%
Expenses	\$500,000.00	\$0.00	

8/4/2021

GENERAL FUND

9:49 AM

Statement of Revenue and Expenditures

	Year-to-Date	Annual Budget	Jan 2021
	Jan 2021	Jan 2021	Dec 2021
	Jul 2021	Dec 2021	Percent of
	Actual		Budget
Unallocated			
Expenses			
TRANSFER TO ARPA FUND	764,568.50	0.00	0.00%
Expenses	\$764,568.50	\$0.00	

STREET FUND
Statement of Revenue and Expenditures

	Year-To-Date Jan 2021 Jul 2021 Actual	Annual Budget Jan 2021 Dec 2021	Jan 2021 Dec 2021 Percent of Budget
Revenue & Expenditures			
Revenue			
GRANTS	44,209.84	0.00	0.00%
INTEREST REVENUES	117.73	1,000.00	11.77%
MISCELLANEOUS REVENUES	28.45	100.00	28.45%
STREET COUNTY TURNBACK	41,765.42	40,000.00	104.41%
STREET STATE TURNBACK	287,428.30	406,945.75	70.63%
TRANSFER INCOME	0.00	318,054.25	0.00%
Revenue	\$373,549.74	\$766,100.00	
Expenses			
ADVERTISING EXPENSE	0.00	1,000.00	0.00%
CREDIT CARD FEE EXPENSE	29.00	0.00	0.00%
ENGINEERING FEES	59,416.08	30,000.00	198.05%
FUEL EXPENSES	4,049.18	10,000.00	40.49%
MATERIALS & SUPPLIES EXPENSE	6,455.02	15,000.00	43.03%
MISCELLANEOUS EXPENSE	4,855.23	500.00	971.05%
NEW EQUIPMENT PURCHASE	0.00	25,000.00	0.00%
PAYROLL EXP - REGULAR	89,667.15	205,500.00	43.63%
PROFESSIONAL SERVICES	31,930.90	2,000.00	1,596.55%
REPAIR & MAINT - BUILDING	362.00	2,000.00	18.10%
REPAIR & MAINT - EQUIPMENT	257.67	10,000.00	2.58%
STREET LIGHTS	32,441.18	150,400.00	21.57%
STREET/ROAD REPAIRS	150,016.45	300,000.00	50.01%
TRAVEL, TRAINING & MEETINGS	0.00	500.00	0.00%
UNIFORMS/GEAR EXPENSE	338.44	2,200.00	15.38%
UTILITIES EXPENSES	9,356.17	12,000.00	77.97%
Expenses	\$389,174.47	\$766,100.00	

LIBRARY FUND
Statement of Revenue and Expenditures

	Current Period Jan 2021 Jul 2021 Actual	Annual Budget Jan 2021 Dec 2021	Jan 2021 Dec 2021 Percent of Budget
Revenue & Expenditures			
Revenue			
Donations	1,370.00	0.00	0.00%
FINES/LOST ITEMS	847.11	1,000.00	84.71%
INTEREST REVENUES	20.18	0.00	0.00%
MISCELLANEOUS REVENUES	2,563.15	0.00	0.00%
TRANS FROM GENERAL FUND	55,000.00	55,000.00	100.00%
WASHINGTON CO LIBRARY	120,883.00	197,226.00	61.29%
Revenue	\$180,683.44	\$253,226.00	
Expenses			
ADVERTISING EXPENSE	539.00	1,000.00	53.90%
BOOKS AND MEDIA	15,469.68	32,000.00	48.34%
BUILDING MAINT & CLEANING	852.49	4,800.00	17.76%
MATERIALS & SUPPLIES EXPENSE	13,414.86	13,026.00	102.99%
MISCELLANEOUS EXPENSE		500.00	0.00%
NEW EQUIPMENT PURCHASE	4,170.00	7,000.00	59.57%
PAYROLL EXP - REGULAR	102,482.66	180,000.00	56.93%
POSTAGE EXPENSE	61.80	300.00	20.60%
PROGRAMS EXPENSE	1,015.00	4,000.00	25.38%
REPAIR & MAINT - BUILDING	335.42	0.00	0.00%
TECHNICAL SUPPORT	7,544.76	6,800.00	110.95%
TRAVEL, TRAINING & MEETINGS	488.00	1,000.00	48.80%
UTILITIES EXPENSES	1,464.63	2,800.00	52.31%
Expenses	\$147,838.30	\$253,226.00	

Proclamations,
special
announcements
and
appointments

Committee Reports

Community Development 7-22-21

The committee met in the Creekside Park Pavilion at 12 noon

Vision Statement: Promote a welcoming, interesting, pleasant community where people want to live, work, shop, and play.

Mission Statement: Coordinate with the City of Farmington, schools, churches, the Chamber of Commerce, and local businesses to provide information and events that increase citizen involvement, pride, and loyalty to the city. In addition, we will work to create a positive image to citizens of Farmington and to the greater metropolitan area.

Present: Melissa McCarville, Mayor Ernie Penn, Josh Frye, Tura Graves, Gerry Harris, Norm Toering, Judy Horne, Joshua Smith, Chance Smith – Farmers Market coordinator (of Busy Bee's Canning Company), and chairperson, Diane Bryant.

Plans for the Farmington Fall Festival scheduled for Saturday, September 11, 2021, were discussed. The hours for the event were discussed since attendance dropped sharply after 1 PM at previous festivals.

Locations for various activities were discussed and Chance Smith said they will map out where vendors should set up. It will be important that vendors do not park in the east parking lot like they did in 2019, thus making less parking space for festival visitors. A possible solution is to allow vendors to set up and then park in Williams Elementary parking lot and ride a shuttle back to their booth. The lot on the south side of Creekside Park was also suggested as possible vendor parking. Non-profits will not be charged a vendor's fee.

It was decided that the percentage share of any vendor fees should be split 60% to Busy Bees coordinators and 40% to the Farmington Chamber of Commerce.

Diane will work with Floyd Shelley regarding a place to display the elementary children's artwork. Volunteers must be found to judge the artwork and display it on Saturday morning and take it down when Festival ends. It is then returned to schools for distribution to the children.

Alex Newby of Fayetteville Disc Golf Association will coordinate disc golf activities at the first basket on the golf course. They will have volunteers to assist children and adults to learn about disc golf. It was suggested that an area disc golf supplier should be contacted as a possible vendor. They could set up on the disc golf course.

The event coordinators will provide some games such as corn hole as well as other games. However, volunteers must be found to help with each game.

The Partytime Ponies will again be invited to participate. Judy Horne stated she will pay the \$400 fee to Greedy Goats if the city does not wish to pay for them.

It was suggested that the Farmington High basketball team might be able to be stationed at a basketball court to allow kids to shoot baskets. The tennis team might also be invited to demonstrate serving or hitting the racket.

The idea of a car show was discussed; Gerry Harris said they are extremely popular and bring in lots of participants and visitors. No final decision was made on this for this year's festival.

The coordinators are obtaining a music group, but sound equipment is going to have to be found. They will work with Jacob Paul of Inside/Out Music Studio to coordinate a schedule for his student performers. The pavilion has electrical power outlets. The performers need to be positioned where they will not be in the hot sun.

The Farmington Garden Club will again prepare the daffodil bulbs that will be given to festival attendees at the Garden Club's booth. Diane will order the bulbs from Chicken Holler and Judy will coordinate the bulbs preparation and booth volunteers.

Since the festival will be held on the 20-year anniversary of 9-11, some type of brief ceremony will be developed at beginning of the festival.

Submitted by

Diane Bryant



FALL FESTIVAL

Saturday, September 11, 2021
9 AM - 5 PM

Creekside Park

Located .3 miles North of Hwy 62
on Broyles

9/11 Tribute, shopping, food,
live music, games, and more.

Hosted By:
Busy Bee's Canning Co.
& Farmington Chamber of Commerce



#FARMFEST2021

www.busybeescanningco.com/farmfest

Agenda Item 11

ORDINANCE NO. 2021-10

AN ORDINANCE REQUIRING PREMISES TO BE KEPT FREE FROM WEEDS, RANK GRASS, GARBAGE, RUBBISH AND OTHER UNSIGHTLY AND UNSANITARY ARTICLES; REQUIRING PROPERTY OWNERS TO ELIMINATE, FILL UP OR REMOVE STAGNANT POOLS OF WATER OR ANY OTHER UNSANITARY THING, PLACE OR CONDITION WHICH MIGHT BECOME A BREEDING PLACE FOR MOSQUITOES, FLIES AND GERMS HARMFUL TO THE HEALTH OF THE COMMUNITY; PRESCRIBING A PROCEDURE TO BE FOLLOWED IN SUCH CASES.

NOW THEREFORE, BE IT ORDAINED BY THE CITY COUNCIL OF THE CITY OF FARMINGTON:

SECTION 1. All property owners within the City of Farmington Arkansas, are hereby required to cut weeds, grass, remove garbage, rubbish and other unsanitary and unsightly articles and things from their property, and to eliminate, fill up or remove stagnant pools of water or any other unsanitary things, place or condition which might become a breeding place for mosquitoes, flies and germs harmful to the health of the community. Weeds or grass allowed to grow over six (6) inches high shall be deemed a violation of this section. Notwithstanding this provision, property within the boundaries of the City of Farmington that is zoned A-1 Agriculture that is not cultivated for the production of plants for commercial or agriculture purposes shall not be presumed to be a violation of this section when weeds or grass exceeds over six (6) inches high; however, owners of property zoned A-1 Agriculture that borders residential and commercial property shall be required to maintain the growth of weeds and grass to prevent the property from becoming a harbor for snakes and rodents.

SECTION 2. If the owner or owners of any lot or other real property within the City of Farmington, after the giving of seven (7) days' notice in writing by the Code Enforcement Officer shall refuse or neglect to perform the duties in connection with his or their property as specified in Section 1 hereof, the Chief of Police is hereby authorized to enter upon the property and have said weeds, rank grass or other vegetation cut and removed, or eliminate any unsanitary and unsightly condition, and the cost thereof shall be charged against said premises and shall constitute a lien thereon.

SECTION 3. In case the owner of any lot or other real property is unknown or his whereabouts is not known or is a non-resident of this State, then a copy of the written notice hereinabove referred to shall be posted upon the premises and before any action to enforce such lien shall be had, the City Business Manager shall make an affidavit setting out the facts as to unknown address or whereabouts of non-residents, and thereupon service of publication as now provided for by law against non-resident defendants may be had and an attorney ad litem shall be appointed to notify the defendant by registered letter addressed to his last known place of residence if same can be found.

SECTION 4. Enforcement of this ordinance shall be as provided in Ark. Code Ann. §§ 14-54-903 and 14-54-904.

SECTION 5. In addition to the remedies provided herein, any owner or occupant of any real property who is given notice or ordered to abate a condition pursuant to provisions of this chapter shall refuse or fail to so comply with such order or notice within the period of time established for compliance by such order or notice, said owner or occupant shall be deemed guilty of a misdemeanor and, upon conviction thereof, in accordance with A.C.A. §14-55-504, shall be punished by a fine (1) not exceeding \$1,000.00 for the first offense or violation; (2) not exceeding \$2,000.00 for the second offense or violation; and (3) not exceeding \$4,000.00 for each subsequent offense or violation. If the violation is, in its nature, continuous in respect to time, the penalty for allowing the continuance thereof is a fine not to exceed \$500.00 for each day that the same is unlawfully continued.

SECTION 6. All ordinances or parts of ordinances in conflict herewith are hereby repealed.

PASSED AND APPROVED this 9th day of August 2021.

APPROVED:

By: _____
Ernie Penn, Mayor

ATTEST:

By: _____
Kelly Penn, City Clerk

Agenda Item 12

ORDINANCE NO. 2021-11

AN ORDINANCE PROVIDING FOR THE CONDEMNATION AND REMOVAL OF HOUSES, BUILDINGS AND/OR STRUCTURES CONSTITUTING A NUISANCE WITHIN THE CORPORATE LIMITS; PROVIDING FOR A LIEN ON THE PROPERTY; PROVIDING A PENALTY THEREFOR, AND FOR OTHER PURPOSES.

NOW THEREFORE, BE IT ORDAINED BY THE CITY COUNCIL OF THE CITY OF FARMINGTON, ARKANSAS:

SECTION 1. That it shall be and it is hereby declared to be unlawful for any person or persons, partnership, corporation or association, to own, keep or maintain any house, building and/or structure within the corporate limits of the City of Farmington, Arkansas, which constitutes a nuisance and which is found and declared to be a nuisance by Resolution of the Farmington City Council.

SECTION 2. That any such house, building and/or structure which is found and declared to be a nuisance by Resolution of the Farmington City Council will be condemned to insure the removal thereof as herein provided.

SECTION 3.

(a) That prior to the consideration of a Resolution by the Farmington City Council declaring any house, building and/or structure as a nuisance, the owner(s) and any mortgagee(s) or lienholder(s), of such house, building and/or structure shall be mailed written notification of the date, time and place that the city council will consider said Resolution. In addition, said notice shall inform the owner(s) and any mortgagee(s) or lienholder(s), of the right to be heard at the city council meeting on the proposed Resolution declaring such house, building and/or structure to be a nuisance.

(b) Should the owner(s) and mortgagee(s) and/or lienholder(s) of any such house, building and/or structure be unknown or their whereabouts be unknown, or if they do not reside in Arkansas, then a copy of the written notice shall be posted upon said premises and the Mayor or his designee shall make an affidavit setting out the facts as to unknown address, unknown whereabouts and/or non-resident status of said owner(s), mortgagee(s), and lienholder(s). Thereupon, service of publication as now provided by law against unknown and/or non-resident defendant(s) may be had and an attorney ad litem shall be appointed to notify such persons by registered letter addressed to their last known place(s) of residence or business.

SECTION 4. That the Resolution of the Farmington City Council condemning any house, building and/or structure which constitutes a nuisance will include in said Resolution an adequate description of the house, building, and/or structure; the name(s), if known, of the owner(s) and mortgagee(s) and/or lienholder(s) thereof; and shall set forth the reason or reasons said house, building and/or structure is or has been condemned as a nuisance.

SECTION 5. After a house, building and/or structure has been found and declared to be a nuisance and condemned by Resolution as herein provided, a true or certified copy of said Resolution will be mailed to the owner(s) and mortgagee(s) and/or lienholder(s) thereof, if the whereabouts of said owner(s) and mortgagee(s) and/or lienholder(s) thereof be known or their last known address be known, and a copy thereof shall be posted at a conspicuous place on said house, building and/or structure. Provided, that if the owner(s) and mortgagee(s) and/or lienholder(s) of said house, building and/or structure be unknown, or if his or their whereabouts or last known address be unknown, the posting of the copy of said Resolution as hereinabove provided will suffice as notice of the condemnation.

SECTION 6. If the house, building and/or structure constituting a nuisance has not been torn down or removed, or said nuisance otherwise abated within thirty (30) days after posting the true copy of the Resolution at a conspicuous place on said house, building and/or structure constituting the nuisance, it will be torn down and/or removed by the Farmington Building Inspector or his duly-designated representative.

SECTION 7. The Building Inspector or any other person or persons designated by him to tear down and remove any such house, building and/or structure constituting a nuisance will insure the removal thereof and dispose of the same in such a manner as deemed appropriate in the circumstances and to that end may, if the same have a substantial value, sell said house, building and/or structure, or any saleable materials thereof, by public sale to the highest bidder for cash, ten (10) days' notice thereof being first given by one publication in some newspaper having a general circulation in the city, to insure its removal and the abatement of the nuisance.

SECTION 8. All proceeds of the sale of any such house, building and/or structure, or the proceeds of the sale of saleable materials therefrom and all fines collected from the provisions of this ordinance shall be paid by the person or persons collecting the same to the Farmington City Business Manager. If any such house, building and/or structure, or the saleable materials thereof, be sold for an amount which exceeds all costs incidental to the abatement of the nuisance (including the cleaning up of the premises) by the city, plus any fine or fines imposed, the balance thereof will be returned to the former owner or owners of such house, building and/or structure constituting the nuisance.

SECTION 9. If the City has any net costs in removal of any house, building or structure, the city shall have a lien on the property as provided by A.C.A. § 14-54-904.

SECTION 10. A fine of not less than Two Hundred Fifty Dollars (\$250) and nor more than One Thousand Dollars (\$1,000) is hereby imposed against the owner(s) of any house, building and/or structure found and declared to be a nuisance by Resolution of the Farmington City Council thirty (30) days after the same has been so found and declared to be a nuisance, and for each day thereafter said nuisance be not abated constitutes a continuing offense punishable by a fine up to Five Hundred Dollars (\$500) per day; provided the notice as herein provided in Section 5 hereof has been given within ten (10) days after said house, building and/or structure has been by Resolution found and declared to be a nuisance.

SECTION 11. In the event it is deemed advisable by the City Council that a particular house, building and/ or structure be judicially declared to be a nuisance by a Court having jurisdiction of such matters, the Farmington City Council is hereby authorized to employ an attorney to bring such an action for said purpose in the name of the city, and the only notice to be given to the owner(s) and mortgagee(s) and/or lienholder(s) of any such house, building and/or structure sought to be judicially declared to be a nuisance will be that as now provided for by law in such cases in Washington County Circuit Court. When any such house, building, and/or structure has been declared judicially to be a nuisance by a Court of competent jurisdiction, a fine up to One Thousand Dollars (\$1,000) is hereby imposed against the owner(s) thereof from the date said finding is made by the Court and for each day thereafter, said nuisance be not abated constitutes a continuing offense punishable by a fine up to Five Hundred Dollars (\$500.00) per day.

SECTION 12. If, for any reason, any portion of this ordinance be held to be invalid, such invalidity shall in no way affect the remaining portions thereof which are valid but said valid portions shall be and remain in full force and effect.

SECTION 13. All ordinances or parts of ordinances in conflict herewith are hereby repealed.

PASSED AND APPROVED this 9th day of August 2021.

APPROVED:

By: _____
Ernie Penn, Mayor

ATTEST:

By: _____
Kelly Penn, City Clerk

Agenda Item 13

ORDINANCE NO. 2021-14

AN ORDINANCE WAIVING REQUIREMENTS OF COMPETITIVE BIDDING FOR EMERGENCY REPAIRS TO STORM WATER DRAINAGE IN THE VALLEY VIEW SUBDIVISION IN THE CITY OF FARMINGTON PURSUANT TO ARK. CODE ANN. § 14-58-303 (b)(2)(B)

WHEREAS, the City of Farmington has an immediate need for emergency repairs to a storm drain from Frisco Drive to Clubhouse Parkway in the Valley View Subdivision, which includes but is not limited to, replacing approximately 200 feet of corrugated drainage pipe and making fence and yard repairs, as a result of past rainfall in the City of Farmington, and

WHEREAS, Backus Concrete, LLC is the only company locally that has been able to provide the emergency services needed to excavate and replace the storm drainage pipe, and the company has agreed to compensation based on time and materials required.

NOW, THEREFORE, BE IT ORDAINED BY THE CITY COUNCIL OF FARMINGTON, ARKANSAS:

SECTION 1: That due to the exceptional situation as described hereinabove, competitive bidding for emergency storm drainage repairs in the Valley View Subdivision are deemed to be neither feasible nor practicable.

SECTION 2: That in accordance with Ark. Code Ann. §14-58-303(b)(2)(B), which states, "the governing body, by ordinance, may waive the requirements of competitive bidding in exceptional situations where this procedure is deemed not feasible nor practical", the City of Farmington, Arkansas, through its city council, is hereby authorized to contract the services of Backus Concrete, LLC for the emergency repairs.

SECTION 3: EMERGENCY CLAUSE: That the Farmington City Council further determines that this ordinance is necessary to acquire the emergency repairs; therefore, an emergency is hereby declared to exist, and this ordinance shall be in full force and effect from and after its passage and approval.

PASSED AND APPROVED this 9th day of August 2021.

Ernie Penn, Mayor

ATTEST:

Kelly Penn, City Clerk

Informational Items



354 W. Main Street
P.O. Box 150
Farmington, AR 72730
479-267-3865
479-267-3805 (fax)
City Business Manager Report
August 2021
City Council Meeting

- Brian Clevenger and Taylor Talley will both celebrate four years; Floyd Shelly has 13 years and Brian Hubbard has 21 years with the City this month. Thank them all for their service!
- We are adjusting our meeting attendance policy again due to the increase in COVID cases. We will allow Council members to attend in person if they choose. We will also allow a representative to present agenda items if needed. City staff will also be allowed to attend. We will limit the number of folks in the council room at a time.
- We are waiting on ArDot for permission to bid the Hwy 170 project. We are hoping to get approval soon.
- The Planning Commission has completed their review of the future land use plan. We don't yet have a date for a public hearing, when we do we will be sure to publicize it so that individuals from the public can have input.
- As in year's past, Boston Mountain Solid Waste, would like to invite city council member, quorum court, or a staff member to attend the annual Arkansas Recycling Coalition conference the District will be happy to sponsor one registration for each municipality. To take advantage of this, register for the conference <https://recycleark.org/2021-annual-conference-trade-show/> in the payment section put "Charge to Boston Mountain". Please email Robyn Reed at reed@bmswd.com as well, so that she will know who is attending and to anticipate the fee. This event is September 13-15.
- Notification about the deliver of carts will be sent out soon. If your constituents have questions, please don't hesitate to have them call us: 479-267-3865.
- We are participating in weekly calls regarding Rescue Plan Funds. As we know more we will brief the City Council.
- We are having sign-ups for an adult kickball league.
- Auditors have completed their work. We are waiting on a date for a final exit interview.

*"The only place success comes before work is in the dictionary."
-Vince Lombardi*

WASHINGTON COUNTY DISTRICT COURT FARMINGTON DEPARTMENT MONTHLY DISTRIBUTION WORKSHEET July 2021

ADMIN OF JUSTICE FUND

Check 1	Dept. of Finance and Administration	Total for Check 1	\$5,069.90	Chk# 2173
Check 2	General Fund	Total for Check 2	\$ 1,814.85	Chk# 2174
Check 3	Washington County Treasurer (Act 1256)	Total for Check 3	\$ 1,532.75	Chk# 2175
Total Checks Admin of Justice			\$8,417.50	

COURT COST & FINE

Check 4	Administration of Justice Fund			
	CCCR- Court Cost-Criminal		\$ 1,277.50	
	CCCRO-CourtCost Criminal Ordinance		\$ 100.00	
	CCDWI-Court Cost DWI		\$ 415.00	
	CCTR- Court Cost-Traffic		\$ 2,780.00	
	CCTRO- Court Cost-Traffic Ordinance		\$ 3,725.00	
	CCFTPI - Court Cost Insurance		\$ 120.00	
		Total for Check 4	Chk# 3715	\$8,417.50
Check 5	General Fund			
	FINE- Fines Collected		\$ 9,897.50	
	WF - Warrant Fee		\$ 250.00	
	FTPRFL-FTPR+60 Days Fines-Local		\$ 930.00	
	NLIFL-No Liability Ins. Fines		\$ 770.00	
		Total for Check 5	Chk# 3716	\$11,847.50
Check 6	Court Automation Fund			
	CFEE-Local Court Automation		\$ 800.00	
		Total for Check 6	Chk# 3717	\$800.00
Check 7	Department of Finance & Administration			
	CFEES - State Court Automation Fee		\$ 812.50	
	DCSAF - Drug Crime Special Assess Fee		\$ 5.00	
	AHPZFS - AHP "Z" Ticket Fines - 50% State		\$ 177.50	
	DVPPF - Domestic Violence Peace Fund Fee		\$ 25.00	
	DVSFF - Domestic Violence Shelter Fund Fee		\$ 25.00	
	NIFS - New Installment Fee - State		\$ 1,613.50	
		Total for Check 7	Chk# 3718	\$2,658.50
Check 8	Arkansas State Treasury			
	MVLF- Motor Vehicle Liability Fine		\$ 45.00	
		Total for Check 8	Chk# 3719	\$45.00
Check 9	Washington County Treasurer			
	JBAF - Jail Booking and Admin Fee		\$ 17.50	
	CJF - County Jail Fee		\$ 2,080.00	
		Total for Check 9	Chk# 3720	\$2,097.50
Check 10	RF - Restitution Fee			
	Amanda Leigh Hoskins /Kimberly Meyer CR-19-873		\$ 25.00	
		Total for Check 10	Chk# 3721	\$25.00

Monthly Total	\$25,891.00
Year to Date	\$168,132.87

 8-2-21
Ernie Penn, Mayor Date

Kim Bentley, Chief Court Clerk Date

Graham Nations, District Judge Date

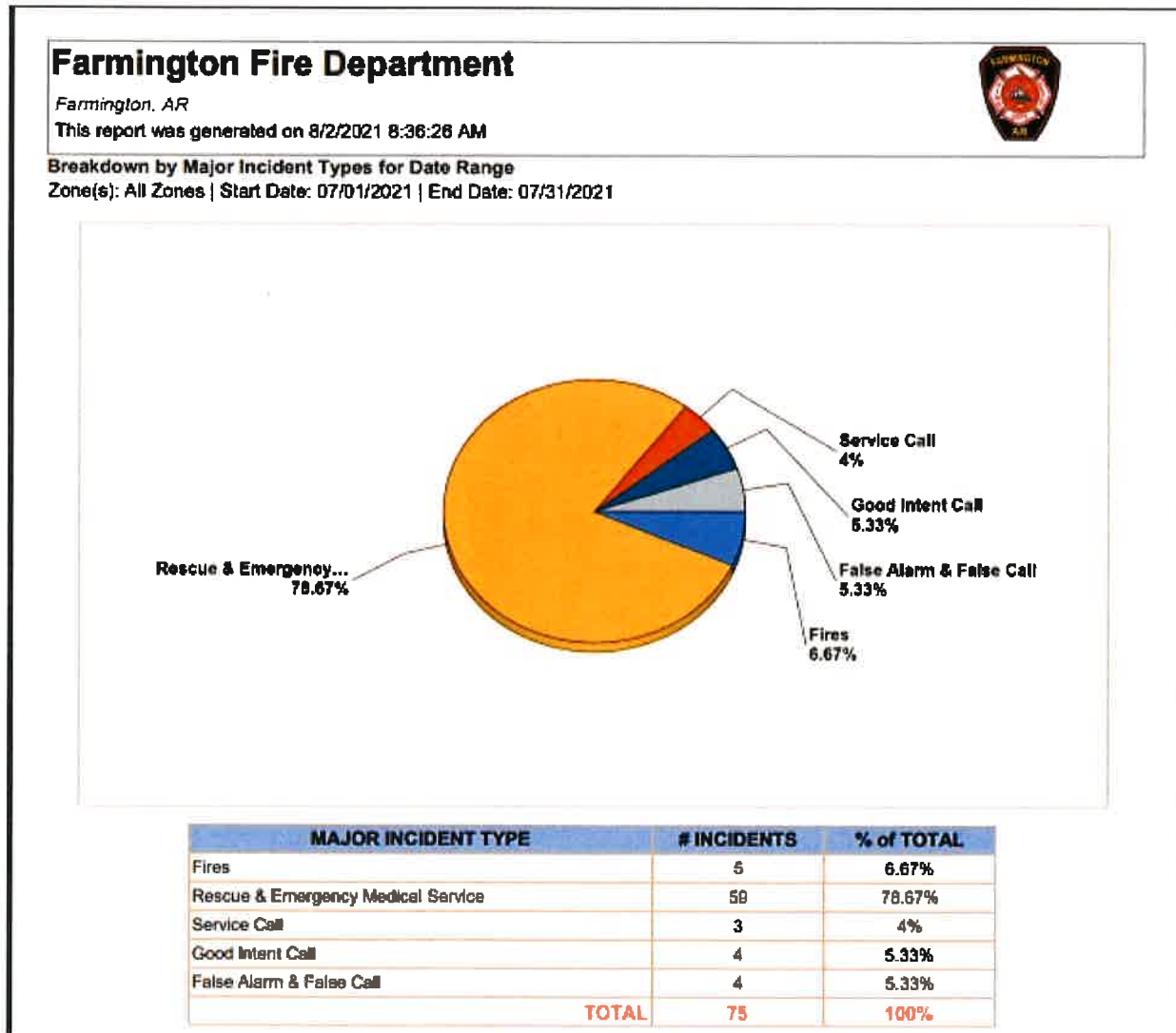
Fire Department



August 2021 Monthly Report for the Mayor and City Council

Information:

- 2476 people were reached through social media safety campaign
- Farmington FD assisted Farmington Schools with athlete safety presentations to all coaches.



Fire Department



Farmington Fire Department

Farmington, AR

This report was generated on 8/2/2021 8:38:06 AM



Code Hours Summary per Training Code For Date Range

Training Code(s): All Training Codes | Start Date: 07/01/2021 | End Date: 07/31/2021

Total Training Hours By Code	
Total Hours for Training Code: Apparatus Driving Simulator	1:00
Total Hours for Training Code: Apparatus Operator: Pumper	6:00
Total Hours for Training Code: Apparatus Operator: Pumper Skills	4:00
Total Hours for Training Code: Care of Apparatus and Equipment	57:00
Total Hours for Training Code: Chemistry of Fire	7:00
Total Hours for Training Code: Crew Resource Management	2:00
Total Hours for Training Code: EMS CEU'S	26:00
Total Hours for Training Code: EMS-Trauma	4:00
Total Hours for Training Code: Evaluation and Discipline	3:00
Total Hours for Training Code: Extrication Refresher Training	5:00
Total Hours for Training Code: Fire Ground Health and Safety	68:15
Total Hours for Training Code: Fire Inspections	15:00
Total Hours for Training Code: Fire Investigation	14:00
Total Hours for Training Code: Fire Officer Communications	2:00
Total Hours for Training Code: Firefighting Tactics	21:00
Total Hours for Training Code: Forcible Entry	6:00
Total Hours for Training Code: Hazmat Refresher	5:00
Total Hours for Training Code: Hose Practices	2:00
Total Hours for Training Code: Ladder Practices	1:30
Total Hours for Training Code: Management Concepts	1:00
Total Hours for Training Code: Managing Incidents	5:00
Total Hours for Training Code: Map and Territory Study	22:30
Total Hours for Training Code: Monitoring Equipment	2:00
Total Hours for Training Code: Nozzels and Appliances	2:00
Total Hours for Training Code: Portable Extinguishers	3:30
Total Hours for Training Code: Pre-Fire Planning	28:00
Total Hours for Training Code: Public Relations	6:00
Total Hours for Training Code: Radio Communications	17:00
Total Hours for Training Code: Rapid Intervention Crew Certification Course	6:00
Total Hours for Training Code: Ropes and Knots	3:00
Total Hours for Training Code: RT: Swiftwater Course	3:00
Total Hours for Training Code: SCBA	39:30
Total Hours for Training Code: Scenario	4:00
Total Hours for Training Code: Target Hazards	2:00
Totals for all selected Training Codes 7/1/2021 - 7/31/2021	22 personnel 394:15

Farmington Police Dept.

Offenses for Month 7/2020 and 7/2021

8/2/2021 7:49:07 AM

	<u>2020</u>	<u>2021</u>
AGENCY ASSIST		
AA	0	1
AGGRAVATED ASSAULT		
6-13-204	1	0
ASSAULT ON FAMILY OR HOUSEHOLD MEMBER - 3RD DEGREE / APPREHENSION OF IMMINE		
5-29-309	0	1
BREAKING OR ENTERING / BUILDING OR STRUCTURE		
5-39-2024(1)	0	1
Breaking or Entering/Vehicle		
5-39-202	2	2
BURGLARY, RESIDENTIAL		
5-39-2014(1)	1	0
CARELESS DRIVING		
27-51-104	1	1
CONTEMPT		
16-10-108	0	44
CRIMINAL MISCHIEF - 1ST DEGREE PROPERTY OF ANOTHER VALUE \$500 OR LESS		
5-38-203A(1)	1	0
CRIMINAL MISCHIEF - 1ST DEGREE / PROPERTY OF ANOTHER VALUE \$500 OR MORE		
5-38-203C	0	1
CRIMINAL MISCHIEF - 1ST DEGREE / PROPERTY OF ANOTHER W/VALUE OF \$1,000 OR LESS		
5-38-203B(1)	2	0
CRIMINAL MISCHIEF - 2ND DEGREE / PURPOSELY TAMPERS		
5-38-204(8)(2)	0	1
CRIMINAL MISCHIEF - 2ND DEGREE / RECKLESSLY DESTROYS		
5-38-204(4)(1)	1	2
CRIMINAL TRESPASS IN OR ON A VEHICLE OR STRUCTURE / PREMISES		
5-30-103A	2	0
DOMESTIC BATTERING - 3RD DEGREE / PURPOSE OF CAUSING INJURY, CAUSES INJURY		
5-26-308A(1)	1	2
Drivers License Required		
27-16-802	1	1
DRIVING ON SUSPENDED LICENSE		
27-16-303	6	1
DWI (UNLAWFUL ACT)		
5-85-103A	2	1
DWI - DRUGS (UNLAWFUL ACT)		
5-85-103B	0	1
DWI - OPERATION OF VEHICLE DURING DWI LICENSE SUSPENSION OR REVOCATION		

	<u>2020</u>	<u>2021</u>
5-65-105	1	0
ENDANGER WELFARE OF AN INCOMPETANT-3RD DEGREE-RECKLESSLY RISKS SERIOUS PHYSICAL/MENTAL HARM		
5-37-201	1	0
Excess Speed		
17-51-201	0	1
Expired Tags		
17-14-304	1	0
FAILURE TO APPEAR		
8-93-120	4	60
FAILURE TO PAY FINES & COSTS		
8-4-203	10	7
False Evidence of Title or Registration		
17-14-307	0	1
Fictitious Tags		
17-14-306	2	0
Fire (Structure/Vehicle/Grass)		
FIRE	0	1
FLEEING		
8-94-125	1	1
Flight from Officer/foot		
8-94-125(3)(1)	1	0
FRAUD - FINANCIAL IDENTITY		
5-37-127	1	0
FRAUDULENT USE OF A CREDIT CARD / CARD OR ACCOUNT NUMBER IS STOLEN		
8-27-207A(1)	2	0
Headlamp Out		
17-36-207	1	0
Ignition Interlock Devices Violation		
7-65-114	1	0
Improper Lane Change/Use		
17-51-301	1	0
Info Only		
10	1	0
Kidnapping		
5-11-107A	0	1
Leaving Scene of Accident/Property Damage		
17-61-102	1	2
Left of Center		
17-51-301	0	1
LOTTERY FRAUD		
5-08-301	1	0
No Proof Insurance		
17-22-104	2	1
No Turn Signal		
17-51-403	0	1
OBSTRUCTING GOVERNMENTAL OPERATIONS / OBSTRUCTS, IMPAIRS, HINDERS, THE PER		

	<u>2020</u>	<u>2021</u>
5-54-102A(1)	1	0
OBSTRUCTING GOVERNMENTAL OPERATIONS / REFUSES TO PROVIDE INFORMATION FOR A		
5-54-102A(2)	2	1
OPEN ALCHOLIC CONTAINER		
5-71-218	1	0
POSSESSION OF A CONTROLLED SUBSTANCE - MARIJUANA		
5-84-401	0	1
Possession of Drug Paraphernalia		
5-84-403(c)(1)(A)(i)	3	0
POSSESSION OF DRUG PARAPHERNALIA		
5-84-443	7	2
POSSESSION OF DRUG PARAPHERNALIA - FELONY		
5-84-443	3	0
POSSESSION OF DRUG PARAPHERNALIA - MISDEMEANOR		
5-84-443(a)(1)	1	0
POSSESSION OF METH OR COCAINE GT 10GM BUT LT 200GM		
5-84-419B(1)C	1	0
POSSESSION OF METH OR COCAINE GT 2GM BUT LT 10GM		
5-84-419B(1)B	2	0
POSSESSION OF METH OR COCAINE LT 2GM		
5-84-419B(1)A	8	1
POSSESSION OF METH OR COCAINE PURPOSE TO DELIVER GT 10GM BUT LT 200GM		
5-84-420B(1)	2	0
POSSESSION OF METH OR COCAINE PURPOSE TO DELIVER LT 2GM		
5-84-420B(1)	1	0
POSSESSION OF SCH VI LT 4OZ		
5-84-419B(3)1	2	0
POSSESSION OF SCH VI WITH PURPOSE TO DELIVERY		
5-84-416	1	0
PUBLIC INTOXICATION / DRINKING IN PUBLIC		
5-71-212	3	0
RECKLESS DRIVING		
27-30-308	1	1
Robbery - Aggravated		
5-12-103	0	1
Run Stop Sign		
27-31-501	0	1
TAMPERING WITH PHYSTICAL EVIDENCE		
5-53-111	1	0
TERRORISTIC THREATENING		
5-13-301	0	1
THEFT \$1,000 OR LESS - ALL OTHERS		
5-36-103(B)(3)(A)	1	0
THEFT \$1,000 OR LESS - FROM VEHICLE		
5-36-103(B)(4)(A)	1	0

	<u>2020</u>	<u>2021</u>
THEFT \$5,000 OR LESS BUT GREATER THAN \$1000 - ALL OTHERS		
F-75-107(4)(3)(A)	0	1
THEFT \$5,000 OR MORE AND LESS THAN \$25,000 (BREAKING OR ENTERING / BUILDING OR STRUCTURE)		
F-38-107(5)(2)(A)	1	0
THEFT BY RECEIVING		
F-38-108	1	1
THEFT OF PROPERTY - LOST, MISLAID, DELIVERED BY MISTAKE		
F-38-105	1	0
THEFT OF PROPERTY / ALL OTHER		
F-75-107A(1)	3	2
THEFT OF VEHICLE VALUED AT \$1,000 OR LESS		
F-38-107(5)(4)(A)	1	0
UNATTENDED DEATH/NATURAL CAUSES		
DEATH	0	4
UNAUTHORIZED USE OF A VEHICLE		
F-75-109	0	1
UNEMPLOYMENT FRAUD		
FRAUD	44	0
VIOLATION OF A PROTECTION ORDER- MISDEMEANOR		
F-53-124(5)(1)	0	2
VIOLATION OF IMPLIED CONSENT		
F-65-209	1	2
Wrong Direction on One-Way		
F-31-304	0	1
Totals:	147	160

JULY	Citation	Warning	Warrant	Total
Bocchino - Justin	1	0	1	2
Cavin - James	2	0	0	2
Cooper - Jason	21	2	2	25
Crutchfield - Dylan	2	1	0	3
Howerton - Joshua	23	6	3	32
Long - Dustin	6	2	0	8
Mahone - Taron	25	3	0	28
Stine - Jacob	7	14	0	21
Talley - Taylor	0	10	1	11
Virgin - Billie	0	0	4	4
<u>Totals</u>	<u>84</u>	<u>46</u>	<u>8</u>	<u>138</u>

Permit Report

07/01/2021 - 07/31/2021

Permit #	Permit Date	Site Address	Permit Type	Type of Building	Description of Work	Contractor	Material & Labor	Total Fees
4853	7/22/2021	227 Nightfall	Building	Residential	New House	Riverwood Homes	226,000	\$838.00
4852	7/22/2021	215 Nightfall	Building	Residential	New House	Riverwood Homes	216,000	\$808.00
4851	7/21/2021	214 Pine Meadow	Building	Residential	Remodel existing house	Integrity Construction	100,000	\$460.00
4850	7/21/2021	546 Goose Crossing	Building	Residential	New House	Riggins Construction	255,000	\$925.00
4849	7/21/2021	382 Cackling Bend	Building	Residential	New House	Riggins Construction	245,000	\$895.00
4848	7/20/2021	140 Southwinds	Plumbing/Gas	Commercial	Plumbing for Infill	Bryces Plumbing	30,000	\$160.00
4847	7/20/2021	140 Southwinds	Building	Commercial	Shell Only Building	Coyle Enterprises	2,908,000	
4846	7/19/2021	534 Goose Crossing	Building	Residential	New House	Riggins Construction	239,000	\$877.00
4845	7/19/2021	277 E Main	Grading Permit	Commercial	Grading for Storage Buildings	Jeff Junkin Construction	0	\$200.00
4844	7/19/2021	438 Otoe	Building	Residential	New House	Mr. B's	277,000	\$991.00
4843	7/19/2021	432 Otoe	Building	Residential	New House	Mr. B's	283,000	\$1,009.00
4842	7/19/2021	314 Tacoma	Building	Residential	New House	Mr. B's	290,000	\$1,030.00
4841	7/19/2021	320 Tacoma	Building	Residential	New House	Mr. B's	300,000	\$1,060.00
4839	7/16/2021	526 Goose Crossing	Building	Residential	New House	Riggins Construction	254,000	\$922.00
4838	7/16/2021	531 Goose Crossing	Building	Residential	New House	Riggins Construction	262,000	\$946.00
4837	7/16/2021	543 Goose Crossing	Building	Residential	New House	Riggins Construction	299,000	\$1,057.00

4836	7/16/2021	555 Goose Crossing	Building	Residential	New House	Riggins Construction	262,000	\$946.00
4835	7/16/2021	565 Goose Crossing	Building	Residential	New House	Riggins Construction	240,000	\$880.00
4834	7/16/2021	363 Canada	Building	Residential	New House	Riggins Construction	287,000	\$1,021.00
4833	7/16/2021	375 Canada	Building	Residential	New House	Riggins Construction	269,000	\$967.00
4832	7/16/2021	387 Canada	Building	Residential	New House	Riggins Construction	241,000	\$883.00
4831	7/16/2021	372 Canada	Building	Residential	New House	Riggins Construction	240,000	\$880.00
4830	7/16/2021	379 Cackling Bend	Building	Residential	New House	Riggins Construction	299,000	\$1,057.00
4829	7/16/2021	413 Cackling Bend	Building	Residential	New House	Riggins Construction	262,000	\$946.00
4828	7/16/2021	370 Taverner Crossing	Building	Residential	New House	Riggins Construction	240,000	\$880.00
4827	7/16/2021	365 Taverner Crossing	Building	Residential	New House	Riggins Construction	254,000	\$922.00
4826	7/16/2021	379 Taverner Crossing	Building	Residential	New House	Riggins Construction	240,000	\$880.00
4825	7/16/2021	412 Cackling Bend	Building	Residential	New House	Riggins Construction	240,000	\$880.00
4824	7/16/2021	402 Cackling Bend	Building	Residential	New House	Riggins Construction	299,000	\$1,057.00
4823	7/16/2021	388 Cackling Bend	Building	Residential	New House	Riggins Construction	299,000	\$1,057.00
4822	7/16/2021	376 Cackling Bend	Building	Residential	New House	Riggins Construction	268,000	\$964.00
4821	7/16/2021	362 Canada	Building	Residential	New House	Riggins Construction	254,000	\$922.00
4820	7/16/2021	350 Canada	Building	Residential	New House	Riggins Construction	241,000	\$883.00

4819	7/16/2021	338 Canada	Building	Residential	New House	Riggins Construction	240,000	\$880.00
4818	7/16/2021	326 Canada	Building	Residential	New House	Riggins Construction	241,000	\$883.00
4817	7/16/2021	568 Goose Crossing	Building	Residential	New House	Riggins Construction	268,000	\$964.00
4816	7/16/2021	560 Goose Crossing	Building	Residential	New House	Riggins Construction	269,000	\$967.00
4815	7/16/2021	550 Goose Crossing	Building	Residential	New House	Riggins Construction	241,000	\$883.00
4814	7/16/2021	542 Goose Crossing	Building	Residential	New House	Riggins Construction	244,000	\$892.00
4813	7/16/2021	530 Goose Crossing	Building	Residential	New House	Riggins Construction	240,000	\$880.00
4812	7/16/2021	349 Taverner Crossing	Building	Residential	New House	Riggins Construction	240,000	\$880.00
4811	7/16/2021	527 Goose Crossing	Building	Residential	New House	Riggins Construction	238,000	\$874.00
4810	7/16/2021	535 Goose Crossing	Building	Residential	New House	Riggins Construction	244,000	\$892.00
4809	7/16/2021	551 Goose Crossing	Building	Residential	New House	Riggins Construction	255,000	\$925.00
4808	7/16/2021	561 Goose Crossing	Building	Residential	New House	Riggins Construction	255,000	\$925.00
4807	7/16/2021	569 Goose Crossing	Building	Residential	New House	Riggins Construction	238,000	\$874.00
4806	7/16/2021	369 Canada	Building	Residential	New House	Riggins Construction	255,000	\$925.00
4805	7/16/2021	381 Canada	Building	Residential	New House	Riggins Construction	299,000	\$1,057.00
4804	7/16/2021	393 Canada	Building	Residential	New House	Riggins Construction	268,000	\$964.00
4803	7/16/2021	378 Canada	Building	Residential	New House	Riggins Construction	255,000	\$925.00
4802	7/16/2021	365 Cackling Bend	Building	Residential	New House	Riggins Construction	261,000	\$943.00

4801	7/16/2021	394 Cackling Bend	Building	Residential	New House	Riggins Construction	299,000	\$1,057.00
4800	7/16/2021	406 Cackling Bend	Building	Residential	New House	Riggins Construction	244,000	\$892.00
4799	7/16/2021	418 Cackling Bend	Building	Residential	New House	Riggins Construction	261,000	\$943.00
4798	7/16/2021	373 Taverner Crossing	Building	Residential	New House	Riggins Construction	244,000	\$892.00
4797	7/16/2021	384 Canada	Building	Residential	New House	Riggins Construction	262,000	\$946.00
4796	7/16/2021	374 Taverner Crossing	Building	Residential	New House	Riggins Construction	244,000	\$892.00
4795	7/16/2021	397 Cackling Bend	Building	Residential	New House	Riggins Construction	299,000	\$1,057.00
4793	7/16/2021	554 Goose Crossing	Building	Residential	New House	Riggins Construction	262,000	\$946.00
4792	7/16/2021	564 Goose Crossing	Building	Residential	New House	Riggins Construction	244,000	\$892.00
4791	7/16/2021	320 Canada	Building	Residential	New House	Riggins Construction	244,000	\$892.00
4790	7/16/2021	332 Canada	Building	Residential	New House	Riggins Construction	240,000	\$880.00
4789	7/16/2021	344 Canada	Building	Residential	New House	Riggins Construction	244,000	\$892.00
4788	7/16/2021	356 Canada	Building	Residential	New House	Riggins Construction	286,000	\$1,018.00
4787	7/16/2021	370 Cackling Bend	Building	Residential	New House	Riggins Construction	255,000	\$925.00
4786	7/16/2021	538 Goose Crossing	Building	Residential	New House	Riggins Construction	262,000	\$946.00
4785	7/16/2021	229 Amber Dawn	Plumbing/Gas	Residential	Plumbing for new house	Jerry's Plumbing	7,980	\$50.00
4784	7/16/2021	349 Tacoma	Plumbing/Gas	Residential	Plumbing for new house	Brad's Plumbing	7,000	\$45.00

4783	7/16/2021	326 Tacoma	Plumbing/Gas	Residential	Plumbing for new house	Brad's Plumbing	7,000	\$45.00
4782	7/16/2021	313 Tacoma	Plumbing/Gas	Residential	Plumbing for new house	Brad's Plumbing	7,000	\$45.00
4781	7/16/2021	307 Tacoma	Plumbing/Gas	Residential	Plumbing for new house	Brad's Plumbing	7,000	\$45.00
4780	7/16/2021	301 Tacoma	Plumbing/Gas	Residential	Plumbing for new house	Brad's Plumbing	7,000	\$45.00
4779	7/16/2021	332 Tacoma	Plumbing/Gas	Residential	Plumbing for new house	Brad's Plumbing	7,000	\$45.00
4778	7/16/2021	49 Chickasaw	Plumbing/Gas	Residential	Plumbing for new house	Brad's Plumbing	7,000	\$45.00
4777	7/16/2021	228 Amber	Plumbing/Gas	Residential	Plumbing for new house	Jerry's Plumbing	7,565	\$50.00
4776	7/16/2021	204 Amber Dawn	Plumbing/Gas	Residential	Plumbing for new house	Jerry's Plumbing	8,230	\$55.00
4775	7/16/2021	247 Amber	Plumbing/Gas	Residential	Plumbing for new house	Jerry's Plumbing	7,565	\$50.00
4774	7/16/2021	457 Tyler	Plumbing/Gas	Residential	Plumbing for new house	Jerry's Plumbing	8,230	\$55.00
4773	7/16/2021	396 Tyler	Plumbing/Gas	Residential	Plumbing for new house	Jerry's Plumbing	9,145	\$60.00
4772	7/16/2021	323 Tyler	Plumbing/Gas	Residential	Plumbing for new house	Jerry's Plumbing	7,980	\$50.00
4771	7/16/2021	216 Amber Dawn	Plumbing/Gas	Residential	Plumbing for new house	Jerry's Plumbing	7,980	\$50.00
4770	7/16/2021	433 Tyler	Plumbing/Gas	Residential	Plumbing for new house	Jerry's Plumbing	7,565	\$50.00
4769	7/16/2021	210 Amber Dawn	Plumbing/Gas	Residential	Plumbing for new house	Jerry's Plumbing	7,565	\$50.00
4768	7/16/2021	222 Amber Dawn	Plumbing/Gas	Residential	Plumbing for new house	Jerry's Plumbing	7,980	\$50.00
4767	7/16/2021	143 Northaven	Electric	Residential	Electric for alteration	Utopia Plumbing	400	\$20.00
4766	7/16/2021	139 Northaven	Electric	Residential	Electric for alteration	Utopia Plumbing	400	\$20.00

4765	7/16/2021	143 Northaven	Plumbing/Gas	Residential	Plumbing for alteration	Solid Skilled Services	5,000	\$35.00
4764	7/16/2021	139 Northaven	Plumbing/Gas	Residential	Plumbing for alteration	Solid Skilled Services	5,000	\$35.00
4763	7/16/2021						0	
4762	7/16/2021	49 Main	Mechanical	Commercial	HVAC changeout for church	Morrow Heat and Air	6,300	\$45.00
4761	7/15/2021	368 Wyandotte	Building	Residential	New House	Trademark Custom Homes	232,000	\$856.00
4760	7/15/2021	216 Idaho	Building	Residential	New House	Riggins Construction	222,000	\$826.00
4759	7/15/2021	247 New York	Building	Residential	New House	Riggins Construction	241,000	\$883.00
4758	7/15/2021	285 New York	Building	Residential	New House	Riggins Construction	234,000	\$862.00
4757	7/15/2021	282 Pennsylvania	Building	Residential	New House	Riggins Construction	234,000	\$862.00
4756	7/15/2021						0	
4755	7/15/2021	289 Wedgeview	Mechanical	Residential	HVAC change out	Morrow Heat and Air	14,500	\$85.00
4754	7/14/2021	390 Tyler	Building	Residential	New House	Riverwood Homes	261,000	\$943.00
4753	7/14/2021	140 Southwinds	Electric	Commercial	Temp pole only	Crossnet Electrical Services	400	\$20.00
4752	7/14/2021	301 Tacoma	Electric	Residential	Electric for new house	CM Electric	7,160	\$50.00
4751	7/14/2021	307 Tacoma	Electric	Residential	Electric for new house	CM Electric	7,292	\$50.00
4750	7/14/2021	313 Tacoma	Electric	Residential	Electric for new house	CM Electric	7,292	\$50.00
4749	7/14/2021	326 Tacoma	Electric	Residential	Electric for new house	CM Electric	7,544	\$50.00
4748	7/14/2021	240 Amber	Building	Residential	New House	Riverwood Homes	213,000	\$799.00

4747	7/13/2021	Goose Creek Village Subdivision Phase 2	Grading Permit	Residential	Grading for Goose Creek Village phase 2	Gene Nicholas LLC	0	\$300.00
4746	7/12/2021	109 Cynthia	Mechanical	Residential	HVAC change out	Franklin Heating and Air	4,900	\$35.00
4745	7/9/2021	456 Tyler	Building	Residential	New House	Riverwood Homes	259,000	\$937.00
4744	7/9/2021	28 Wilma	Electric	Multi-Family	Electric for fire damaged duplex	Shock Squad	2,800	\$25.00
4743	7/8/2021	78 Loveland	Plumbing/Gas	Residential	Plumbing for new house	Brad's Plumbing	7,000	\$45.00
4742	7/8/2021	76 Loveland	Building	Residential	Plumbing for new house	Brad's Plumbing	7,000	\$45.00
4741	7/8/2021	74 Loveland	Plumbing/Gas	Residential	Plumbing for new house	Brad's Plumbing	7,000	\$45.00
4740	7/8/2021	94 Joliet	Plumbing/Gas	Residential	Plumbing for new house	Brad's Plumbing	7,000	\$45.00
4739	7/8/2021	93 Joliet	Plumbing/Gas	Residential	Plumbing for new house	Brad's Plumbing	7,000	\$45.00
4738	7/8/2021	90 Joliet	Plumbing/Gas	Residential	Plumbing for new house	Brad's Plumbing	7,000	\$45.00
4737	7/8/2021	89 Joliet	Plumbing/Gas	Residential	Plumbing for new house	Brad's Plumbing	7,000	\$45.00
4736	7/8/2021	84 Joliet	Plumbing/Gas	Residential	Plumbing for new house	Brad's Plumbing	7,000	\$45.00
4735	7/8/2021	83 Joliet	Plumbing/Gas	Residential	Plumbing for new house	Brad's Plumbing	7,000	\$45.00
4734	7/8/2021	80 Joliet	Plumbing/Gas	Residential	Plumbing for new house	Brad's Plumbing	7,000	\$45.00
4733	7/8/2021	79 Joliet	Plumbing/Gas	Residential	Plumbing for new house	Brad's Plumbing	7,000	\$45.00
4732	7/8/2021	76 Joliet	Plumbing/Gas	Residential	Plumbing for new house	Brad's Plumbing	7,000	\$45.00

4731	7/8/2021	75 Joliet	Plumbing/Gas	Residential	Plumbing for new house	Brad's Plumbing	7,000	\$45.00
4730	7/8/2021	190 Cimarron	Mechanical	Residential	HVAC change out	Morrow Heat and Air	9,500	\$60.00
4728	7/8/2021	259 Amber	Building	Residential	New House	Riverwood Homes	237,000	\$871.00
4727	7/7/2021	70 Joliet	Plumbing/Gas	Residential	Plumbing for new house	Brad's Plumbing	7,000	\$45.00
4726	7/7/2021	69 Joliet	Plumbing/Gas	Residential	Plumbing for new house	Brad's Plumbing	7,000	\$45.00
4725	7/7/2021	64 Joliet	Plumbing/Gas	Residential	Plumbing for new house	Brad's Plumbing	7,000	\$45.00
4724	7/7/2021	63 Joliet	Plumbing/Gas	Residential	Plumbing for new house	Brad's Plumbing	7,000	\$45.00
4723	7/7/2021	21 Joliet	Plumbing/Gas	Residential	Plumbing for new house	Brad's Plumbing	7,000	\$45.00
4722	7/7/2021	58 Joliet	Plumbing/Gas	Residential	Plumbing for new house	Brad's Plumbing	7,000	\$45.00
4721	7/7/2021	57 Joliet	Plumbing/Gas	Residential	Plumbing for new house	Brad's Plumbing	7,000	\$45.00
4720	7/7/2021	54 Joliet	Plumbing/Gas	Residential	Plumbing for new house	Brad's Plumbing	7,000	\$45.00
4718	7/7/2021	53 Joliet	Plumbing/Gas	Residential	Plumbing for new house	Brad's Plumbing	7,000	\$45.00
4717	7/7/2021	48 Joliet	Plumbing/Gas	Residential	Plumbing for new house	Brad's Plumbing	7,000	\$45.00
4716	7/7/2021	47 Joliet	Plumbing/Gas	Residential	Plumbing for new house	Brad's Plumbing	7,000	\$45.00
4715	7/7/2021	42 Joliet	Plumbing/Gas	Residential	Plumbing for new house	Brad's Plumbing	7,000	\$45.00
4714	7/7/2021	41 Joliet	Plumbing/Gas	Residential	Plumbing for new house	Brad's Plumbing	7,000	\$45.00
4713	7/7/2021	36 Joliet	Plumbing/Gas	Residential	Plumbing for new house	Brad's Plumbing	7,000	\$45.00
4712	7/7/2021	35 Joliet	Plumbing/Gas	Residential	Plumbing for new house	Brad's Plumbing	7,000	\$45.00

4711	7/7/2021	309 Mojave	Plumbing/Gas	Residential	Plumbing for new house	American HVAC and plumbing	7,900	\$50.00
4710	7/7/2021	317 Mojave	Plumbing/Gas	Residential	Plumbing for new house	American HVAC and plumbing	7,900	\$50.00
4708	7/7/2021	323 Mojave	Plumbing/Gas	Residential	Plumbing for new house	American HVAC and plumbing	7,900	\$50.00
4707	7/7/2021	329 Mojave	Plumbing/Gas	Residential	Plumbing for new house	American HVAC and plumbing	7,900	\$50.00
4706	7/7/2021	335 Mojave	Plumbing/Gas	Residential	Plumbing for new house	American HVAC and plumbing	7,900	\$50.00
4705	7/7/2021	11193 Club House	Electric	Residential	Electric for solar panels	Marc Jones Construction	45,110	\$240.00
4704	7/7/2021	11193 Club House	Building	Residential	Addition of Solar panels	Marc Jones Construction	45,110	\$240.00
4703	7/7/2021	30 Joliet	Plumbing/Gas	Residential	Plumbing for new house	Brad's Plumbing	7,000	\$45.00
4702	7/6/2021	541 Rheas Mill	Electric	Residential	Electric for Solar panels	Marc Jones Construction	21,312	\$120.00
4701	7/6/2021	541 Rheas Mill	Building	Residential	Addition of solar panels	Marc Jones Construction	21,312	\$120.00
4700	7/6/2021	28 Wilma	Plumbing/Gas	Residential	repair burned structure	San-Pro Plumbing	4,000	\$30.00
4699	7/6/2021	277 E Main	Demo	Commercial	Demolition of Old Barn	Jeff Junkin Construction	0	\$50.00
4698	7/6/2021	29 Joliet	Plumbing/Gas	Residential	Plumbing for new house	Brad's Plumbing	7,000	\$45.00
4697	7/6/2021	26 Joliet	Plumbing/Gas	Residential	Plumbing for new house	Brad's Plumbing	7,000	\$45.00
4696	7/6/2021	244 Nightfall	Building	Residential	New House	Riverwood Homes	213,000	\$799.00
4695	7/2/2021	341 Tyler	Building	Residential	New House	Riverwood Homes	237,000	\$871.00

4694	7/2/2021	445 Tyler	Building	Residential	New House	Riverwood Homes	237,000	\$871.00
4693	7/2/2021	451 Tyler	Building	Residential	New House	Riverwood Homes	237,000	\$871.00
4692	7/1/2021	301 Tacoma	Building	Residential	New House	Mr. B's	278,000	\$994.00
4691	7/1/2021	307 Tacoma	Building	Residential	New House	Mr. B's	281,000	\$1,003.00
4690	7/1/2021	313 Tacoma	Building	Residential	New House	Mr. B's	281,000	\$1,003.00
4689	7/1/2021	326 Tacoma	Building	Residential	New House	Mr. B's	292,000	\$1,036.00
4687	7/1/2021	12335 Richardson	Building	Residential	New House	Rausch Coleman Homes	283,000	\$1,009.00
4686	7/1/2021	12325 Richardson	Building	Residential	New House	Rausch Coleman Homes	283,000	\$1,009.00
4685	7/1/2021	276 New York	Building	Residential	New House	Riggins Construction	262,000	\$946.00
4684	7/1/2021	215 Pennsylvania	Building	Residential	New House	Riggins Construction	250,000	\$910.00
							\$82,177.00	

Total Records: 164

8/2/2021

Library

Circulation and Patron Services

	JAN	FEB	MAR	APR	MAY	JUN	JUL	AUG	SEPT	OCT	NOV	DEC
2021												
Total Check Outs	1,811	1,538	1,976	2,034	2,883	4,723	4,208					
YTD Check Outs	1,811	3,349	5,325	7,359	10,242	14,965	19,173					
Total Check In	1,273	1,129	1,546	1,257	1,506	2,249	2,701					
YTD Check In	1,273	2,402	3,948	5,205	6,711	8,960	11,661					
Holds Satisfied	484	375	654	649	542	653	503					
YTD Hold Satisfied	484	859	1,513	2,162	2,704	3,357	3,860					
PAC Logins	546	535	707	483	479	600	574					
YTD PAC Logins	546	1,081	1,788	2,271	2,750	3,350	3,924					
New Cardholders	10	10	11	18	20	32	39					
YTD New Cardholders	10	20	31	49	69	101	140					
eMedia Circulation	169	137	147	128	169	165	187					
YTD eMedia Circulation	169	306	453	581	750	915	1,102					
2020												
Total Check Outs	4,265	4,152	1,471	5	177	487	778	598	983	1,585	2,132	2,096
YTD Check Outs	4,265	8,417	9,888	9,893	10,070	10,557	11,335	11,933	12,916	14,501	16,633	18,729
Total Check In	2,965	2,592	912	12	691	1,031	702	652	796	1,058	1,396	1,318
YTD Check In	2,965	5,557	6,469	6,481	7,172	8,203	8,905	9,557	10,353	11,411	12,807	14,125
Holds Satisfied	617	546	328	2	67	250	192	283	416	406	357	457
YTD Hold Satisfied	617	1,163	1,491	1,493	1,560	1,810	2,002	2,285	2,701	3,107	3,464	3,921
PAC Logins	526	540	409	130	205	238	244	290	480	495	497	432
YTD PAC Logins	526	1,066	1,475	1,605	1,810	2,048	2,292	2,582	3,062	3,557	4,054	4,486
New Cardholders	23	32	11	2*	2	8	8	15	26	17	12	21
YTD New Cardholders	23	55	66	68	70	78	86	101	127	144	156	177
eMedia Circulation				33**	122	96	98	95	96	105	84	120
YTD eMedia Circulation				33	155	251	349	444	540	645	729	849

*began making eLibrary cards using on-line form

**added downloadable media platform hoopla (eBooks, audiobooks, music albums, TV & movies)

Library

Miscellaneous Services

	2021	JAN	FEB	MAR	APR	MAY	JUN	JUL	AUG	SEP	OCT	NOV	DEC
Color Print Services	0	0	0	0	4	11	3	2					
YTD Color Print Services	0	0	0	0	4	15	18	20					
Copy/Print Services	164	99	336	203	643	558	699	699					
YTD Copy/Print Services	164	263	599	802	1,445	2,003	2,702	2,702					
Fax Services	0	0	0	14	84	20	27	27					
YTD Fax Services	0	0	0	14	98	118	145	145					
Notary Services	0	0	0	0	11	10	10	10					
YTD Notary Services	0	0	0	0	11	21	31	31					
Reference Transactions	464	304	338	280	354	342	357	357					
YTD Reference Transactions	464	768	1,106	1,386	1,740	2,082	2,439	2,439					
Scanning Services	0	0	0	5	29	136	84	84					
YTD Scanning Services	0	0	0	5	34	170	254	254					
Staff Supervised Volunteer Hours	0	0	0	0	0	0	0	0					
YTD Staff Supervised Volunteer Hours	0	0	0	0	0	0	0	0					
Test Proctor	0	0	0	0	0	0	0	0					
YTD Test Proctor	0	0	0	0	0	0	0	0					
2020		JAN	FEB	MAR	APR	MAY	JUN	JUL	AUG	SEP	OCT	NOV	DEC
Color Print Services	43	39	145	227	227	227	227	227	227	227	227	227	227
YTD Color Print Services	43	82	1,015	1,015	2,030	2,030	2,030	2,030	2,030	2,030	2,030	2,030	2,030
Copy/Print Services	1,563	2,085	4,663	4,663	4,663	4,663	4,663	4,663	4,762	4,762	4,830	4,909	5,312
YTD Copy/Print Services	1,563	3,648	54	54	4,663	4,663	4,663	4,663	4,762	4,762	4,830	4,909	5,312
Fax Services	63	61	178	178	178	178	178	178	178	178	178	178	178
YTD Fax Services	63	124	4	4	178	178	178	178	178	178	178	178	178
Notary Services	6	4	10	10	10	10	10	10	10	10	10	10	10
YTD Notary Services	6	10	220	220	440	440	440	440	440	440	440	440	440
Reference Transactions	547	533	1,300	1,49	1,27	1,70	1,64	1,56	1,91	1,91	1,91	1,91	1,91
YTD Reference Transactions	547	1,080	1,300	1,449	1,576	1,746	1,910	2,066	2,257	2,257	2,257	2,257	2,257
Scanning Services	140	246	384	770	770	770	770	770	770	770	770	770	770
YTD Scanning Services	140	386	770	770	770	770	770	770	770	770	770	770	770
Staff Supervised Volunteer Hours	29	39	1	0	0	0	0	0	0	0	0	0	0
YTD Staff Supervised Volunteer Hours	29	68	69	69	69	69	69	69	69	69	69	69	69
Test Proctor	0	0	0	0	0	0	0	0	0	0	0	0	0
YTD Test Proctor	0	0	0	0	0	0	0	0	0	0	0	0	0

*started offering curbside print services

Library

Programs and Meetings

	JAN	FEB	MAR	APR	MAY	JUN	JUL	AUG	SEP	OCT	NOV	DEC
2021												
Arkansas Diamond Book Pairing Kit Pickup Book Club						94	56					
Community Story Time		27				436	268					
Craft Kit Pickup												
Kids Book Club/Tween STEM Club												
Kindergarten Story Time												
Leprechaun Challenge						6						
Meeting Room Use												
Monthly Family Movie Showing												
Study Room Use												
Summer Reading Balloon Performance						57						
Summer Reading Bird Sanctuary Program						19						
Summer Reading Work Out Your Wild Side						23	3					
Talewise Interactive Movie Showing						1	2					
Technology Instruction Session			4									
Trike Theatre Performance							34					
Total Monthly Program Attendance			6			193	393					
Number of Juvenile Programs		1				8	6					
Number of Young Adult Programs												
Number of Adult Programs												
Number of Non-library Meeting Room Events												

Library

Virtual Programs

	JAN	FEB	MAR	APR	MAY	JUN	JUL	AUG	SEP	OCT	NOV	DEC
2021												
Adult Summer Reading Club Sign-Ups						47	4					
Adult SRC Books Logged						57	56					
Adult Winter Reading Club Sign-Ups												
Adult WRC Books Logged												
Arkansas Diamond Book Pairing												
Children's Summer Reading Club Sign-ups						92	4					
Children's SRC logged minutes					4	14,773	14,615					
Gardening Class presented by BG Ozarks						12	1					
Teen Summer Reading Club Sign-ups						2,414	2,398					
Teen SRC logged minutes						36	3					
Tween Summer Reading Club Sign-ups						8,945	11,261					
Tween SRC logged minutes						187	199					
Total Monthly Program Attendance	26				4	2	2					
Number of Juvenile Programs		3				1	1					
Number of Young Adult Programs						1	1					
Number of Adult Programs	1				1	1	1					

Library

Daily Visitors

	JAN	FEB	MAR	APR	MAY	JUN	JUL	AUG	SEP	OCT	NOV	DEC
2021												
Visits	205	156	310	611	840	1,414	1,441					
YTD Visits	205	361	671	1,282	2,122	3,536	4,977					
2020												
Visits	2,407	2,234	828	0	0	0	0	0	66*	248	275	273
YTD Visits	2,407	4,641	5,469	5,469	5,469	5,469	5,469	5,469	5,535	5,783	6,058	6,331

*beginning on 9/22 building open for express checkout only

Planning Commission Minutes
June 28, 2021 at 6 PM

1. ROLL CALL – Meeting which was held using Zoom on-line service due to Corona Virus pandemic, was called to order by Chairman Robert Mann. A quorum was present.

PRESENT

Robert Mann, Chair
Chad Ball
Keith Macedo
Gerry Harris
Judy Horne
Howard Carter
Bobby Wilson

ABSENT

Jay Moore

City Employees Present: Melissa McCarville,
City Business Manager; Rick Bramall, City
Inspector; Mayor, Ernie Penn

2. Approval of Minutes: May 24, 2021 meeting minutes were approved as written.

3. Comments from Citizens:

The Mayor announced that there will be a moratorium on multi-family for 6 months proposed to the City Council next meeting. The reason why we are doing this is so that we can finish our Land Use Plan and Zoning Maps. This will provide the Commission some relief from approving more multi-family developments. Construction costs have caused problems with rent and cash flow. The costs of rent on one side of a duplex has been driven up to \$1200- \$1800 per month. The lumber costs have dropped by 30% last week.

4. Adjournment: Having no further business, the on-line Planning Commission meeting was adjourned.

Judy Horne - Secretary

Robert Mann - Chair

OZARK REGIONAL TRANSIT
Operating Statistics
June 2021

FIXED ROUTE	Current Month				Year To Date			
	This Year	Prior Year	Change	% Chg	This Year	Prior Year	Change	% Chg
FR Cash Fares	0	0	0	100.0%	0	993	-993	-100.0%
FR NWACC Free	0	0	0	100.0%	0	1,300	-1,300	-100.0%
FR ORT Pass	0	0	0	100.0%	0	1,211	-1,211	-100.0%
FR Children Free	0	0	0	100.0%	0	23	-23	-100.0%
FR Transfers	0	0	0	100.0%	0	38	-38	-100.0%
FR Free Fare *	12,883	11,393	1,490	13.1%	70,626	89,574	-18,948	-21.2%
FR Veterans Free	0	0	0	100.0%	0	218	-218	-100.0%
Total Passengers	12,883	11,393	1,490	13.1%	70,626	93,357	-22,731	-24.3%
Passengers per Revenue Hour	4.4	3.8	0.7	17.4%	4.3	5.4	-1.0	-19.0%
Daily Passengers	586	518	68	13.1%	574	729	-155	-21.3%
ADA Complementary Paratransit	855	778	77	9.9%	4,689	5,174	-485	-9.4%
Bike Passengers	256	504	-248	-49.2%	1,828	2,353	-525	-22.3%
FR Revenue Hours	2,914	3,025	-111	-3.7%	16,285	17,441	-1,156	-6.6%
FR Service Hours	3,105	3,230	-125	-3.9%	17,356	18,621	-1,265	-6.8%
FR Revenue Miles	40,175	43,222	-3,047	-7.0%	226,837	251,170	-24,334	-9.7%
FR Service Miles	44,991	48,414	-3,423	-7.1%	253,830	281,052	-27,222	-9.7%
PARATRANSIT	This Year	Prior Year	Change	% Chg	This Year	Prior Year	Change	% Chg
PT Cash Fares	0	0	0	100.0%	0	567	-567	-100.0%
PT ORT Pass	0	0	0	100.0%	0	1,167	-1,167	-100.0%
PT Free Fare	1,262	1,065	197	18.5%	7,269	5,188	2,081	40.1%
Total Passengers	1,262	1,065	197	18.5%	7,269	6,922	347	5.0%
Passengers per Revenue Hour	1.4	1.1	0.3	30.1%	1.5	1.1	0.4	34.5%
Daily Passengers	57	48	9	18.5%	59	54	5	9.3%
PT Revenue Hours	901	989	-89	-8.9%	4,976	6,376	-1,399	-21.9%
PT Service Hours	1,155	1,304	-148	-11.4%	6,290	8,214	-1,924	-23.4%
PT Revenue Miles	10,220	10,290	-70	-0.7%	56,952	65,053	-8,101	-12.5%
PT Service Miles	12,844	12,976	-132	-1.0%	72,515	83,935	-11,420	-13.6%
TOTAL	This Year	Prior Year	Change	% Chg	This Year	Prior Year	Change	% Chg
Paratransit/Fixed Route Passengers	14,145	12,458	1,687	13.5%	77,895	100,279	-22,384	-22.3%
Daily PT/FR Passengers	643	566	77	13.5%	633	783	-150	-19.2%
Charter/Shuttle Passengers	15	15	0	0.0%	15	15	0	0.0%
Total Passengers	14,160	12,473	1,687	13.5%	77,910	100,294	-22,384	-22.3%

	Current Month				Year To Date			
	This Year	Prior Year	Change	% Chg	This Year	Prior Year	Change	% Chg
Weekdays	22	22	0	0.0%	123	128	-5	-3.9%
Revenue Vehicles	35	34	1	2.9%				
Non-Revenue Vehicles	5	5	0	0.0%				
Total Vehicles	40	39	1	2.6%				
Total Miles (All Vehicles)	63,337	75,569	-12,232	-16.2%	352,494	410,513	-58,019	-14.1%
Diesel Fuel Consumed	4,325	3,597	728	20.2%	23,376	19,240	4,136	21.5%
Gas Consumed	4,379	5,745	-1,366	-23.8%	21,744	31,605	-9,861	-31.2%
CNG Consumed	0	253	-253	-100.0%	0	253	-253	-100.0%
Miles Per Gallon	7.3	7.9	-0.6	-7.6%	7.8	8.0	-0.2	-2.8%
Road calls	1	0			6	9		
Accidents	2	1			7	10		
Operations (Full Time Equivalent)	39	38	1	2.6%				
Maintenance	11	11	0	0.0%				
Administration	10	7	3	42.9%				
Total	60	56	4	7.1%				
Inbound Calls	3,993				23,086			
Outbound Calls	2,119				12,061			
Total Calls	6,112				35,147			
Average Call Duration	1:48				1:49			

Route Summary - June 2021

Fixed Routes

Route	Days	Passengers		Revenue Hours		Revenue Miles		Service Hours		Service Miles	
		Daily	Total	Daily	Total	Daily	Total	Daily	Total	Daily	Total
10-1	22	118.4	2,605	13.0	286.0	186.3	4,099.2	13.5	297.0	196.7	4,328.0
10-2	22	58.2	1,281	13.0	286.0	184.7	4,063.6	14.0	308.0	204.9	4,508.0
20	22	119.8	2,636	13.5	297.0	197.7	4,349.6	14.5	319.0	217.9	4,794.0
30	22	26.1	574	13.0	286.0	159.1	3,499.2	13.5	297.0	169.5	3,728.0
11	22	21.0	462	9.0	198.0	131.6	2,894.2	10.3	227.3	162.0	3,563.0
ODT1	26	16.9	439	11.2	291.0	100.3	2,607.0	12.2	317.0	130.3	3,387.0
ODT2	26	11.5	300	11.2	291.0	101.8	2,647.0	12.2	317.0	131.8	3,427.0
61	22	94.9	2,088	13.0	286.0	205.4	4,519.2	13.5	297.0	215.8	4,748.0
62	22	91.0	2,002	13.6	298.8	171.5	3,774.0	14.1	309.8	177.5	3,906.0
63	22	14.3	314	8.0	176.0	152.8	3,361.0	8.0	176.0	152.8	3,361.0
490	22	8.3	182	9.9	218.2	198.2	4,361.0	10.9	240.2	238.2	5,241.0
Total		580.4	12,883	128.4	2,914.0	1,789.4	40,175.0	136.7	3,105.3	1,997.4	44,991.0

Paratransit Routes

Route	Days	Passengers		Revenue Hours		Revenue Miles		Service Hours		Service Miles	
		Daily	Total	Daily	Total	Daily	Total	Daily	Total	Daily	Total
DR - CC	22	7.9	173	5.7	125.9	23.0	505.1	7.3	161.0	26.1	575.0
PT1	22	8.5	186	5.5	121.5	80.3	1,767.3	7.3	161.5	96.4	2,120.0
PT2	22	10.3	226	7.1	155.6	88.9	1,956.2	8.7	191.3	107.4	2,363.0
PT3	21	8.1	171	6.5	137.4	79.8	1,675.7	8.5	178.7	96.2	2,021.0
PT4	22	9.6	211	7.1	155.7	78.0	1,715.5	8.9	196.1	107.2	2,359.0
PT5	22	8.5	186	5.5	121.5	78.0	1,716.2	7.4	162.6	95.9	2,109.0
PT6	14	7.6	106	5.8	81.3	61.7	863.5	7.2	101.1	90.4	1,265.0
PT7	1	3.0	3	1.7	1.7	20.0	20.0	3.0	3.0	32.0	32.0
PT8	0	0.0	0	0.0	0.0	0.0	0.0	0.0	0.0	0.0	0.0
Total		63.4	1,262	45.0	900.6	509.7	10,219.5	58.4	1,155.2	651.6	12,844.0

Service Totals

	Passengers		Revenue Hours		Revenue Miles		Service Hours		Service Miles	
	Daily	Total	Daily	Total	Daily	Total	Daily	Total	Daily	Total
Paratransit	63.4	1,262.0	45.0	900.6	509.7	10,219.5	58.4	1,155.2	651.6	12,844.0
Fixed Route	580.4	12,883.0	128.4	2,914.0	1,789.4	40,175.0	136.7	3,105.3	1,997.4	44,991.0
Grand Total		14,145.0		3,814.6		50,394.5		4,260.5		57,835.0

Fixed Routes

10-1, 10-2, 20, 30: Fayetteville
 61, 62, 63: Springdale
 ODT1, ODT2: Rogers
 11: Bentonville
 490: I49 Commuter Express

Paratransit Routes

DR - CC: Demand Response Route in Carroll County
 PT1 - PT8: ADA Paratransit / Demand Response Routes

Route Summary - June 2021

Fixed Routes

Route	Days	Passengers				Wheel-chairs		Bikes	
		Daily	Total	Per Rev Hour	Per Rev Mile	Daily	Total	Daily	Total
10-1	22	118.4	2,605	9.1	0.6	1.0	21	5.0	109
10-2	22	58.2	1,281	4.5	0.3	0.6	13	1.8	40
20	22	119.8	2,636	8.9	0.6	1.1	25	1.0	22
30	22	26.1	574	2.0	0.2	0.2	5	0.1	2
11	22	21.0	462	2.3	0.2	2.7	60	0.0	1
ODT1	26	16.9	439	1.5	0.2	0.1	3	0.0	1
ODT2	26	11.5	300	1.0	0.1	0.0	0	0.1	2
61	22	94.9	2,088	7.3	0.5	0.3	6	2.0	44
62	22	91.0	2,002	6.7	0.5	3.8	84	1.3	29
63	22	14.3	314	1.8	0.1	0.2	4	0.0	0
490	22	8.3	182	0.8	0.0	0.0	0	0.3	6
		580.4	12,883	46.0	3.3	10.0	221	11.6	256

Paratransit Routes

Route	Days	Passengers				Wheel-chairs	
		Daily	Total	Per Rev Hour	Per Rev Mile	Daily	Total
DR - CC	22	7.9	173	1.4	0.3	0.6	13
PT1	22	8.5	186	1.5	0.1	1.4	30
PT2	22	10.3	226	1.5	0.1	2.5	55
PT3	21	8.1	171	1.2	0.1	1.4	29
PT4	22	9.6	211	1.4	0.1	1.5	33
PT5	22	8.5	186	1.5	0.1	1.9	41
PT6	14	7.6	106	1.3	0.1	1.8	25
PT7	1	3.0	3	1.8	0.2	0.0	0
PT8	0	0.0	0	0.0	0.0	0.0	0
		63.4	1,262	11.6	1.2	11.0	226

Weekday Service Totals

	Passengers				Wheel-chairs		Bikes	
	Daily	Total	Per Rev Hour	Per Rev Mile	Daily	Total	Daily	Total
Paratransit	63.4	1,262	11.6	1.2	11.0	226	0.0	0
Fixed Route	580.4	12,883	46.0	3.3	10.0	221	11.6	256
Grand Total		14,145.0				447.0		256.0

Fixed Routes

10-1, 10-2, 20, 30: Fayetteville
 61, 62, 63: Springdale
 ODT1, ODT2: Rogers
 11: Bentonville
 490: I49 Commuter Express

Paratransit Routes

DR - CC: Demand Response Route in Carroll County
 PT1 - PT8: ADA Paratransit / Demand Response Routes

Rogers On Demand Transit Summary

June 2021

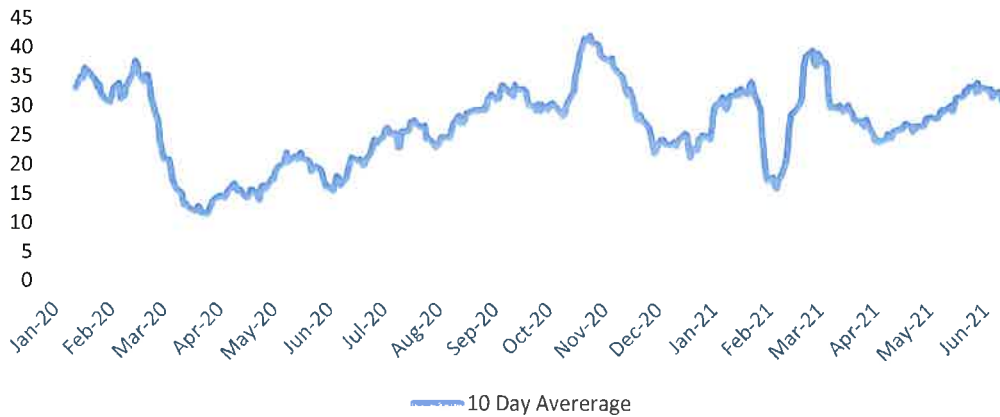
Weekdays	Passengers	Passengers per Hour
6/1/2021	36	1.5
6/2/2021	20	0.9
6/3/2021	40	1.7
6/4/2021	40	1.3
6/7/2021	29	1.2
6/8/2021	31	1.3
6/9/2021	36	1.5
6/10/2021	34	1.4
6/11/2021	34	1.1
6/14/2021	35	1.5
6/15/2021	25	1.1
6/16/2021	37	1.6
6/17/2021	26	0.9
6/18/2021	46	1.5
6/21/2021	27	1.1
6/22/2021	27	1.2
6/23/2021	40	1.7
6/24/2021	19	0.8
6/25/2021	42	1.4
6/28/2021	37	1.3
6/29/2021	16	0.7
6/30/2021	28	1.2
Total	705	1.3

Saturdays	Passengers	Passengers per Hour
6/5/2021	11	0.9
6/12/2021	7	0.6
6/19/2021	6	0.5
6/26/2021	10	0.8
Total	34	0.7

Top 10 Bus Stop Activity Locations	
Bus Stop	Serviced *
[R154] Walmart Supercenter at 21st	129
[R230] NWACC Burns Hall	119
[R151] Walmart on Pleasant Grove	55
[R190] Center for Non Profits on Walnut	45
[R235] Easy St at Doubletree Apts	63
[R237] Poplar St at Haas Hall	16
[R106] 8th & Willow (Northbound)	26
[R231] Frisco Station Mall	52
[R109] 8th & Olrich (Southbound)	24
[R197] New Hope & 8th (Westbound)	6

* - Number of passenger pickups and/or dropoffs

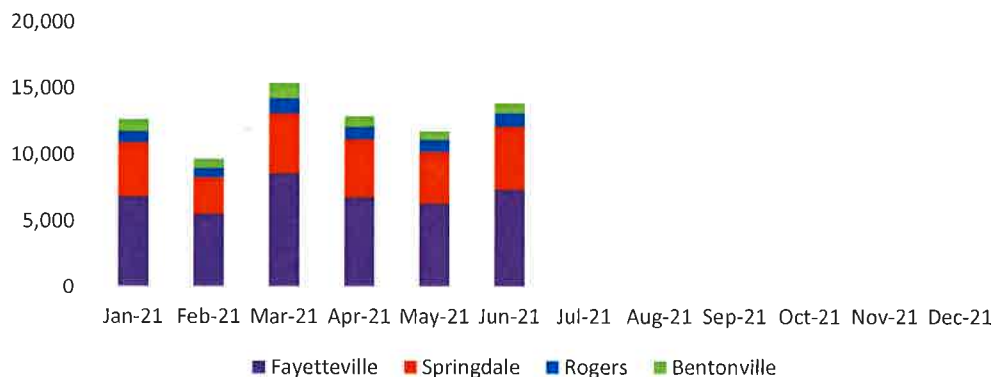
On Demand Transit Daily Passengers



ORT Ridership Summary

Boardings	Jan-21	Feb-21	Mar-21	Apr-21	May-21	Jun-21	Jul-21	Aug-21	Sep-21	Oct-21	Nov-21	Dec-21	Total
Total System													
Fixed Route	11,801	9,024	14,280	11,840	10,798	12,883							70,626
ADA Paratransit	760	564	842	853	815	855							4,689
Demand Response	323	298	625	523	404	407							2,580
Total Passengers	12,884	9,886	15,747	13,216	12,017	14,145							77,895
Fayetteville													
Fixed Route	6,681	5,379	8,330	6,560	6,122	7,141							40,213
ADA Paratransit	165	140	198	232	223	208							1,166
Demand Response	44	53	108	58	45	57							365
Total Passengers	6,890	5,572	8,636	6,850	6,390	7,406							41,744
Springdale													
Fixed Route	3,750	2,567	4,198	4,061	3,611	4,449							22,636
ADA Paratransit	287	195	260	244	235	247							1,468
Demand Response	28	27	56	46	58	57							272
Total Passengers	4,065	2,789	4,514	4,351	3,904	4,753							24,376
Rogers													
Fixed Route	631	520	876	646	622	785							4,080
ADA Paratransit	169	124	203	203	184	195							1,078
Demand Response	36	30	74	70	56	63							329
Total Passengers	836	674	1,153	919	862	1,043							5,487
Bentonville													
Fixed Route	739	558	876	573	443	508							3,697
ADA Paratransit	139	105	181	174	171	196							966
Demand Response	40	36	81	66	41	47							311
Total Passengers	918	699	1,138	813	655	751							4,974
Other Areas													
Fixed Route	0	0	0	0	0	0							0
ADA Paratransit	0	0	0	0	0	0							0
Demand Response	175	152	306	283	204	183							1,303
Total Passengers	175	152	306	283	204	183							1,303

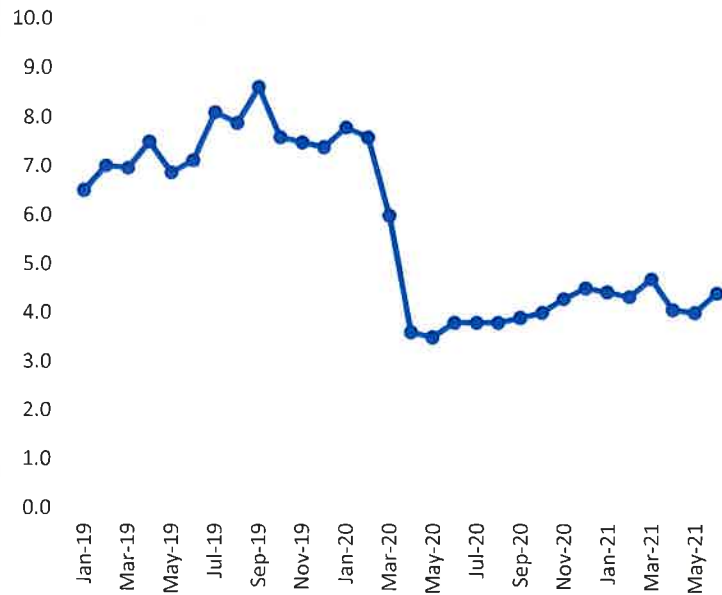
ORT Ridership Totals



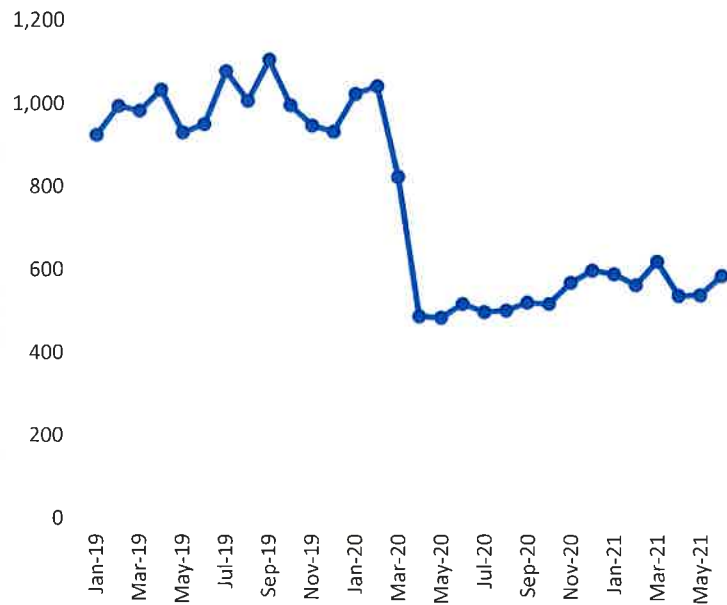
ORT Fixed Route Ridership Trends - January 2019 to Present

Month	Passengers per Revenue Hour	Daily Passengers
Jan-19	6.5	924
Feb-19	7.0	995
Mar-19	7.0	983
Apr-19	7.5	1,034
May-19	6.9	931
Jun-19	7.1	950
Jul-19	8.1	1,079
Aug-19	7.9	1,007
Sep-19	8.6	1,106
Oct-19	7.6	997
Nov-19	7.5	948
Dec-19	7.4	933
Jan-20	7.8	1,025
Feb-20	7.6	1,043
Mar-20	6.0	824
Apr-20	3.6	488
May-20	3.5	485
Jun-20	3.8	518
Jul-20	3.8	499
Aug-20	3.8	503
Sep-20	3.9	522
Oct-20	4.0	518
Nov-20	4.3	569
Dec-20	4.5	598
Jan-21	4.4	590
Feb-21	4.3	564
Mar-21	4.7	621
Apr-21	4.1	538
May-21	4.0	540
Jun-21	4.4	586

Passengers per Revenue Hour



Daily Passengers

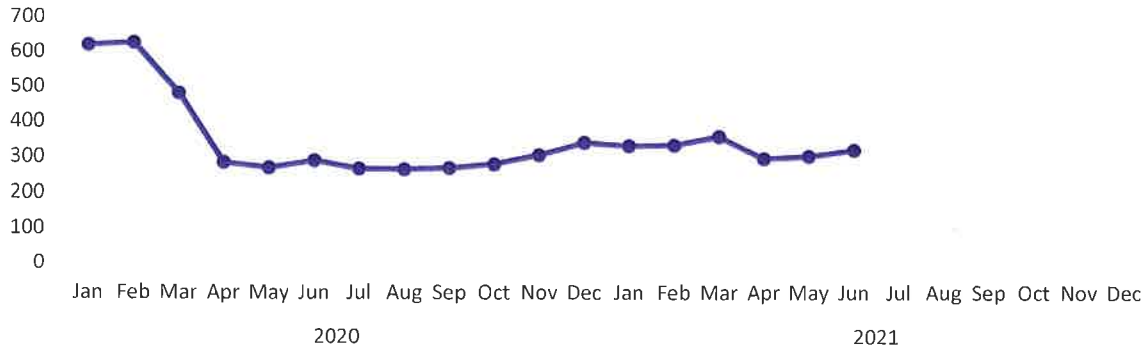


City of Fayetteville Fixed Routes

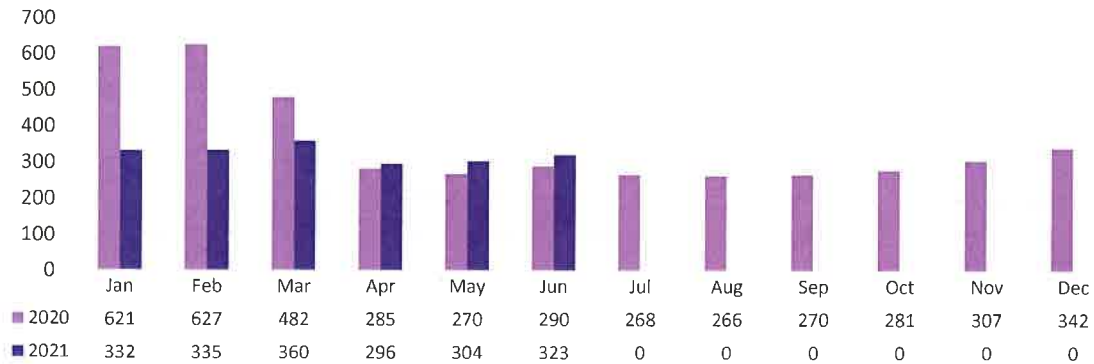
June 2021

Route	Days		Passengers			Revenue Hours			Passengers per Hour	
	Jun	2021	Daily	Jun	2021	Daily	Jun	2021	Jun	2021
10-1	22	123	118	2,605	14,854	13.0	286	1,599	9.1	9.3
10-2	22	123	58	1,281	7,032	13.0	286	1,599	4.5	4.4
10	22	123	177	3,886	21,886	26.0	572	3,198	13.6	13.7
20	22	123	120	2,636	14,296	13.5	297	1,661	8.9	8.6
30	22	121	26	574	3,803	13.0	286	1,573	2.0	2.4
Total			323	7,096	39,985	52.5	1,155	6,432	24.5	24.7

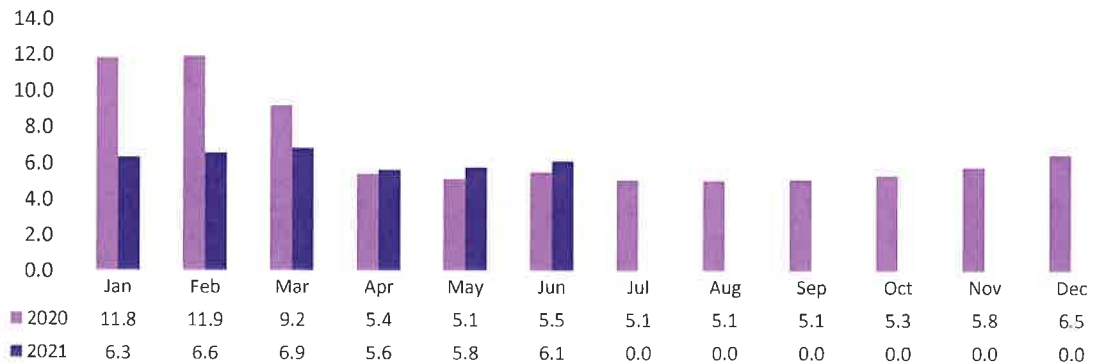
Average Daily Passengers



City Routes Daily Passengers



City Routes Passengers per Revenue Hour



City of Springdale Fixed Routes

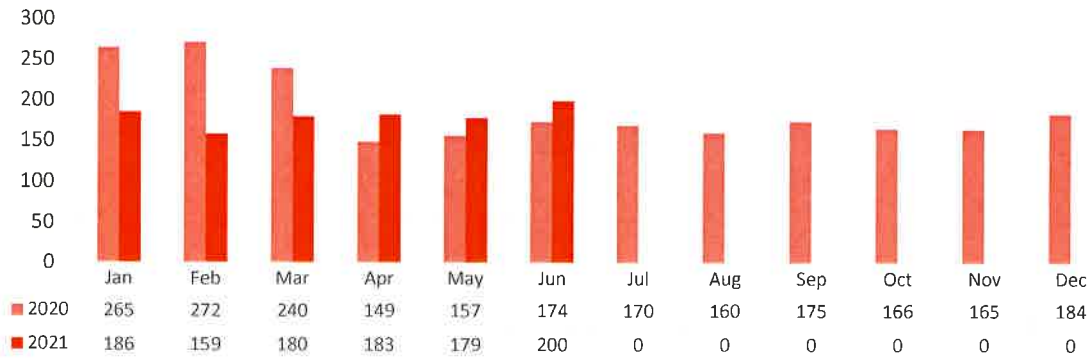
June 2021

Route	Days		Passengers			Revenue Hours			Passengers per Hour	
	Jun	2021	Daily	Jun	2021	Daily	Jun	2021	Jun	2021
61	22	123	95	2,088	10,978	13.0	286	1,593	7.3	6.9
62	22	123	91	2,002	9,859	13.6	299	1,671	6.7	5.9
63	22	123	14	314	1,572	8.0	176	984	1.8	1.6
Total			200	4,404	22,409	34.6	761	4,247	15.8	14.4

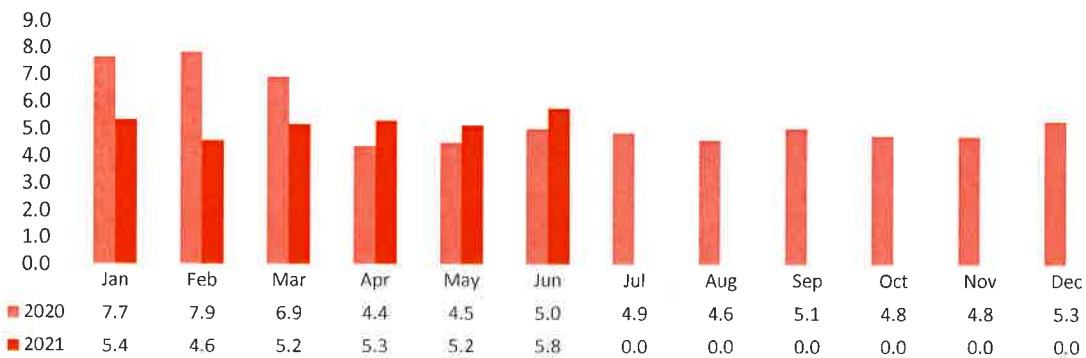
Average Daily Passengers



City Routes Daily Passengers



City Routes Passengers per Revenue Hour

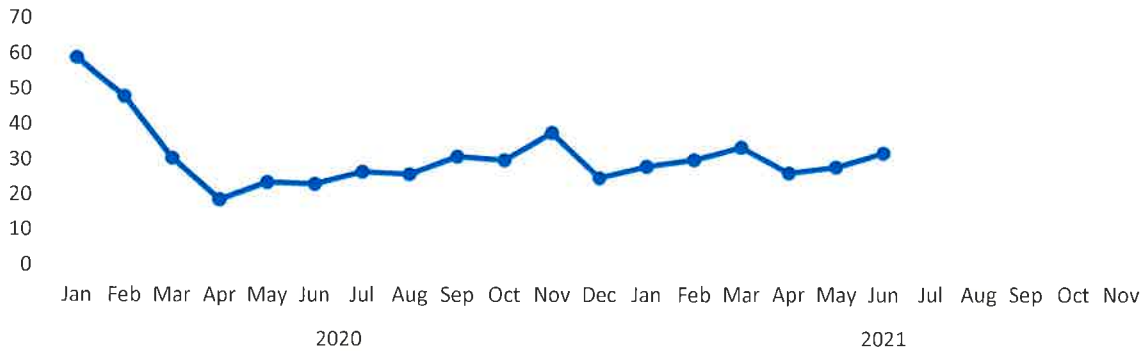


City of Rogers Fixed Routes

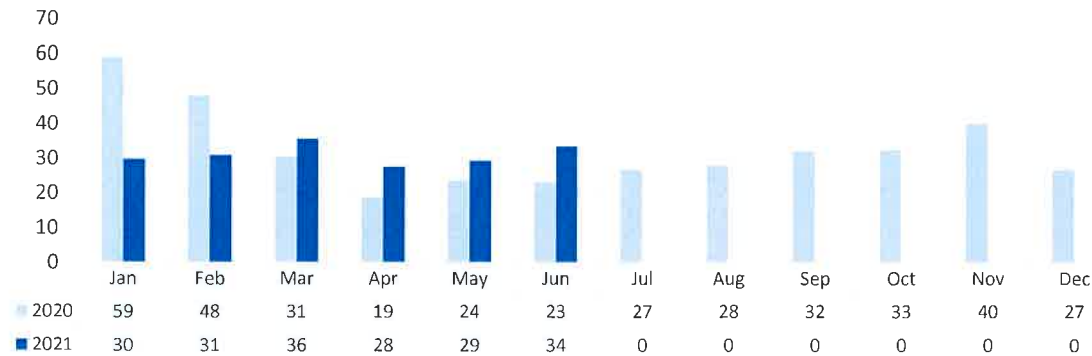
June 2021

Route	Days		Passengers			Revenue Hours			Passengers per Hour	
	Jun	2021	Daily	Jun	2021	Daily	Jun	2021	Jun	2021
ODT1	26	149	17	439	2,233	11.2	291	1,658	1.5	1.3
ODT2	26	146	12	300	1,618	11.2	291	1,631	1.0	1.0
Total				739	3,851		582	3,289	2.5	2.3

Average Daily Passengers



City Routes Daily Passengers



City Routes Passengers per Revenue Hour



Route	Days		Passengers			Revenue Hours			Passengers per Hour	
	Jun	2021	Daily	Jun	2021	Daily	Jun	2021	Jun	2021
11	22	123	21	462	3,468	9.0	198	1,107	2.3	3.1
Total			21	462	3,468	9	198	1,107	2.3	3.1

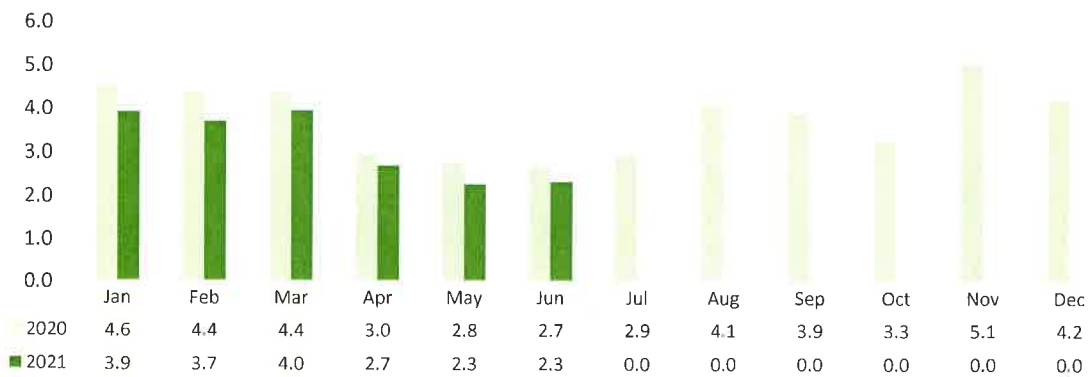
Average Daily Passengers



City Route Daily Passengers



City Route Passengers per Revenue Hour

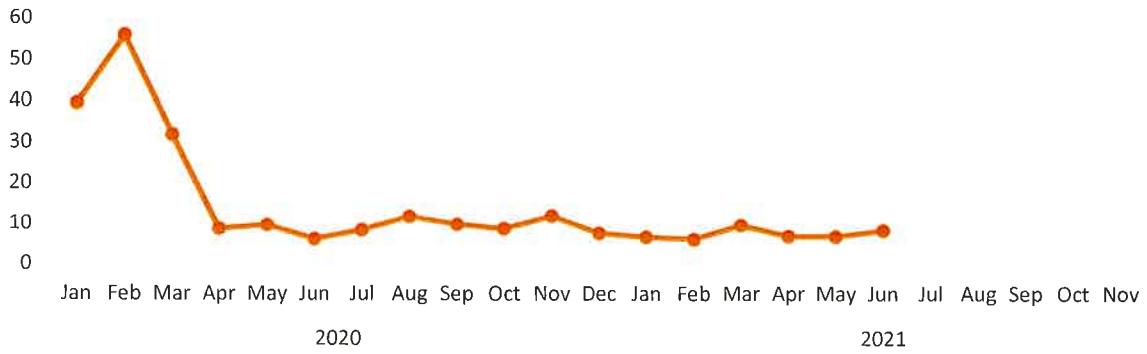


490 Express Route

June 2021

Route	Days		Passengers			Revenue Hours			Passengers per Hour	
	Jun	2021	Daily	Jun	2021	Daily	Jun	2021	Jun	2021
490	22	122	8	182	913	9.9	218	1,210	0.8	0.8
Total			8	182	913	10	218	1,210	0.8	0.8

Average Daily Passengers



Passenger Boardings by City
YTD through June

Benton County	2021				2020			
	Fixed Route	ADA Paratransit	Demand Response	Total	Fixed Route	ADA Paratransit	Demand Response	Total
Avoca	0	0	0	0	0	0	0	0
Bella Vista	0	0	2	2	0	0	0	0
Benton County	0	0	11	11	0	0	0	0
Bentonville	3,697	966	311	4,974	4,971	739	361	6,071
Cave Springs	0	0	0	0	0	0	0	0
Centerton	0	0	6	6	0	0	3	3
Garfield	0	0	0	0	0	0	0	0
Gravette	0	0	0	0	0	0	0	0
Little Flock	0	0	0	0	0	0	0	0
Lowell	0	11	39	50	0	0	53	53
Pea Ridge	0	0	3	3	0	0	0	0
Rogers	4,080	1,078	329	5,487	5,123	895	268	6,286
Siloam Springs	0	0	0	0	0	0	0	0
Total	7,777	2,055	701	10,533	10,094	1,634	685	12,413

Washington County	2021				2020			
	Fixed Route	ADA Paratransit	Demand Response	Total	Fixed Route	ADA Paratransit	Demand Response	Total
Elkins	0	0	0	0	0	0	5	5
Farmington	0	0	11	11	0	0	34	34
Fayetteville	40,213	1,166	365	41,744	55,645	1,274	224	57,143
Goshen	0	0	0	0	0	0	0	0
Greenland	0	0	0	0	0	0	0	0
Johnson	0	0	0	0	0	0	0	0
Lincoln	0	0	0	0	0	0	0	0
Prairie Grove	0	0	0	0	0	0	3	3
Springdale	22,636	1,468	272	24,376	27,618	2,266	259	30,143
Washington County	0	0	1	1	0	0	9	9
West Fork	0	0	5	5	0	0	2	2
Total	62,849	2,634	654	66,137	83,263	3,540	536	87,339

Carroll County	2021				2020			
	Fixed Route	ADA Paratransit	Demand Response	Total	Fixed Route	ADA Paratransit	Demand Response	Total
Berryville	0	0	1,108	1,108	0	0	424	424
Carroll County	0	0	110	110	0	0	99	99
Eureka Springs	0	0	0	0	0	0	0	0
Green Forest	0	0	7	7	0	0	4	4
Total	0	0	1,225	1,225	0	0	527	527

Madison County	2021				2020			
	Fixed Route	ADA Paratransit	Demand Response	Total	Fixed Route	ADA Paratransit	Demand Response	Total
Huntsville	0	0	0	0	0	0	0	0
Madison County	0	0	0	0	0	0	0	0
Total	0	0	0	0	0	0	0	0

Grand Total	2021				2020			
	Fixed Route	ADA Paratransit	Demand Response	Total	Fixed Route	ADA Paratransit	Demand Response	Total
Grand Total	70,626	4,689	2,580	77,895	93,357	5,174	1,748	100,279